



centre for addictology

PSYCHIATRIC CLINIC
1st MEDICAL FACULTY
CHARLES UNIVERSITY
PRAGUE



INVESTICE DO ROZVOJE VZDĚLÁVÁNÍ



Czech Evaluation Study of the Unplugged programme: preliminary results



Lenka Stastna, Roman Gabrhelik, Michal Miovsky
Prague, Czech republic 3/2010



EUDAPs and the Unplugged

- History of EUDAP projects
- The Unplugged
 - Universal school-based substance abuse prevention program
 - Based on CSI model
 - Targeted group aged 12 -14
 - Teacher`s Manual, Workbook for children, Cards
 - 12 lessons delivered throughout one school-year





To evaluate or Not to evaluate on the national level ?

- The Unplugged was already evaluated on the EU level
 - So why to evaluate it again?
- National adaptation → even minor changes may affect the effectivity
- Dissemination of effective prevention programmes
 - We promote evaluation → we evaluate
 - Taking pole position
- Evaluation independent of the EUDAP group
- Interesting data for publication



Basic info

- Evaluation of implementation of the Unplugged
- Evaluation of effectivity
 - Design: Cluster randomized control trial
 - Instruments:
 - ESPAD questionnaire + drugs knowledge test
 - Monitoring of other preventive activities than the Unplugged
 - Time span:
 - 9/2007 test
 - 9/2007-5/2008 intervention
 - 6 & 9/2008, 6 & 9/2009, 6/2010



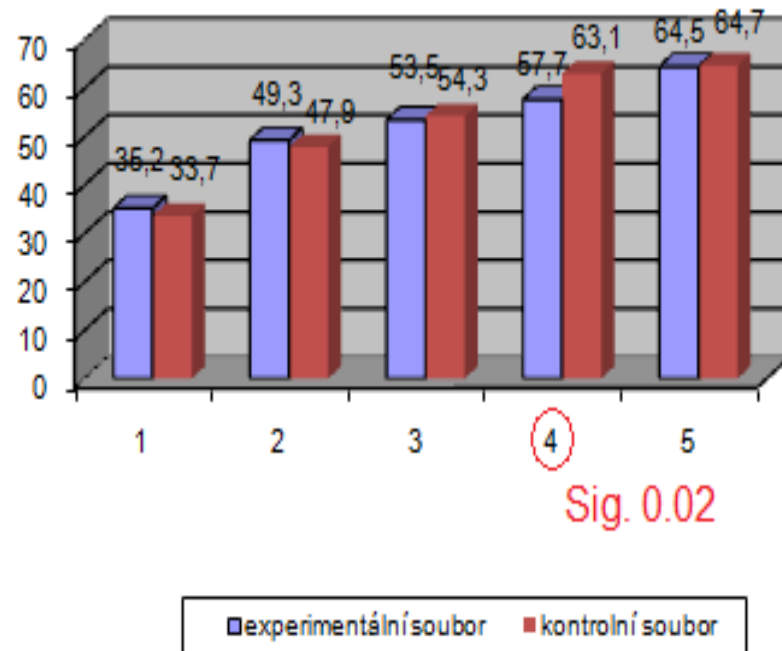
Control study of the program efectivity in the Czech population

Test	1.		2.		3.		4.		5.	
Sample	exp.	cont.	exp.	cont.	exp.	cont.	exp.	cont.	exp.	cont.
No of schools	39	36	38	34	39	35	39	35	39	35
No of pupils	1 022	854	899	781	956	864	944	908	948	853
No of boys	508	429	444	403	471	437	463	470	471	439
% boys	54,2	45,8	52,4	47,6	51,9	48,1	49,0	51,8	49,7	51,5
No of girl	508	416	447	371	477	421	474	431	471	404
% girl	55	45	54,6	45,4	53,1	46,9	50,2	47,5	49,7	47,4
TOTAL No of schools	75		72		74		74		75	
TOTAL No of pupils	1 876		1 680		1 820		1 852		1 801	
Total No of boys	937 (49 %)		847 (50 %)		908 (49 %)		933 (50 %)		910 (50 %)	
Total No of girls	924 (49 %)		818 (48 %)		898 (49 %)		905 (50 %)		875 (50 %)	

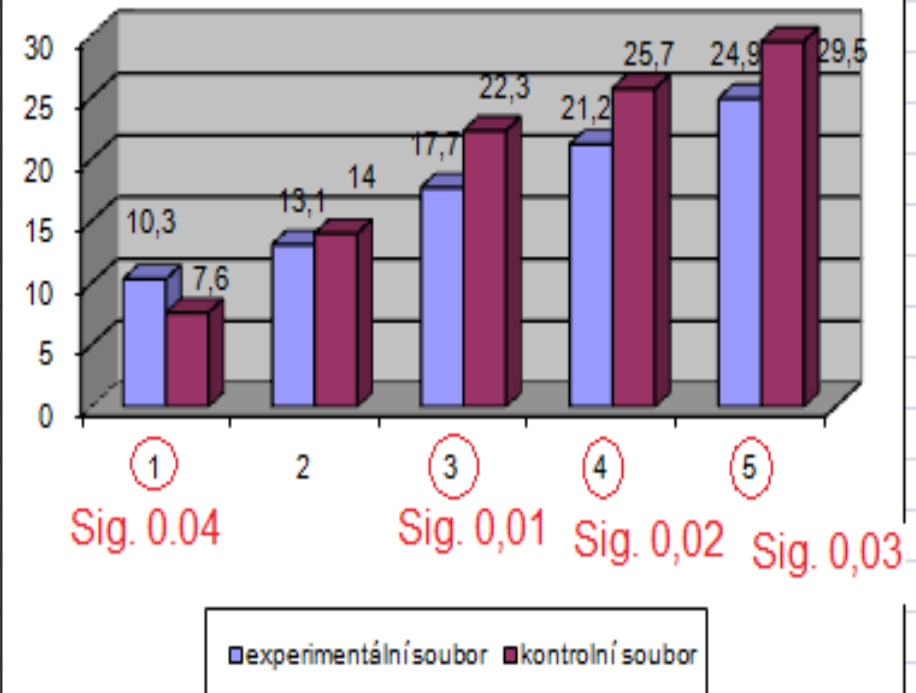


Tobacco Use

lifetime prevalence of tobacco use (%)

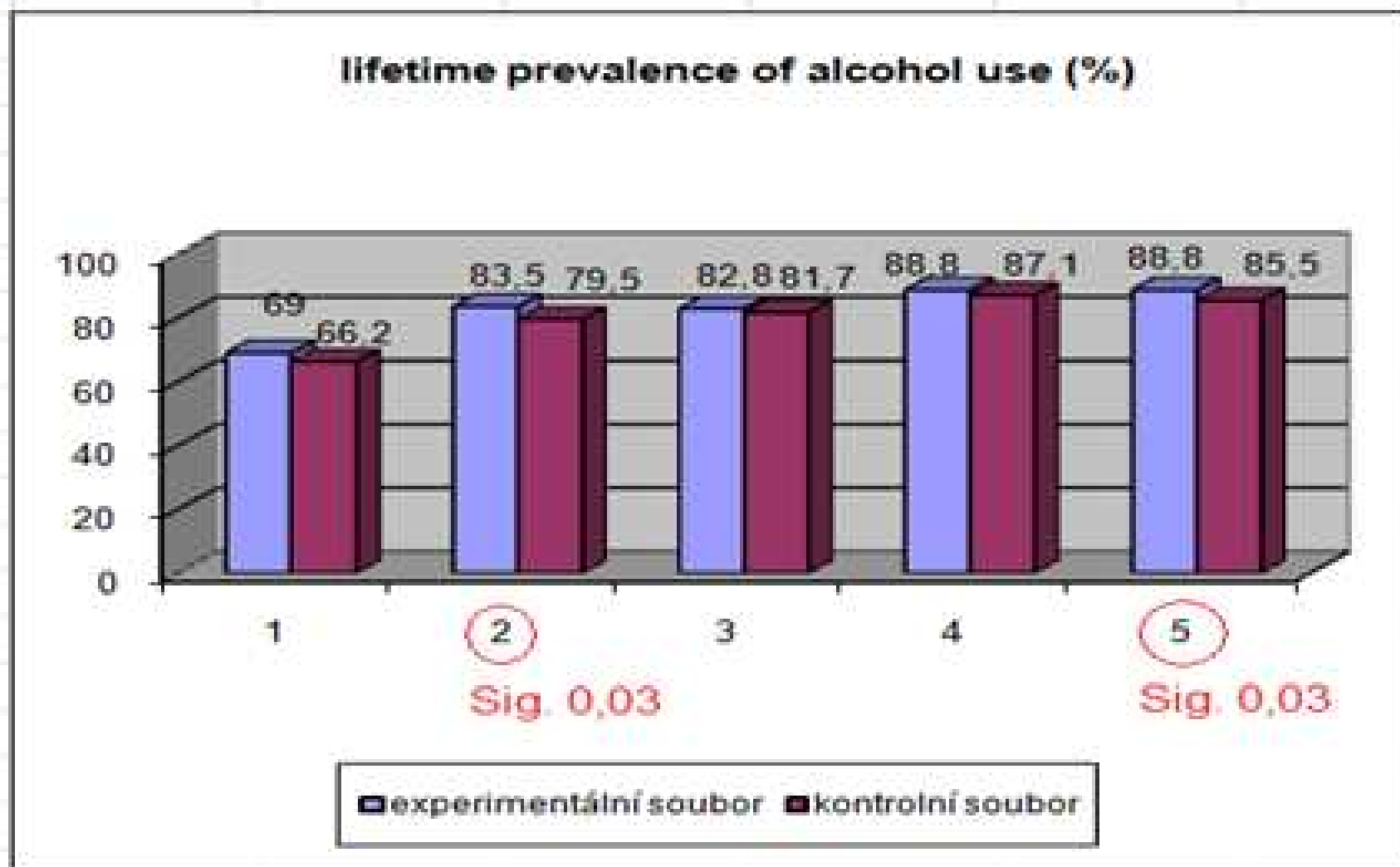


last month prevalence of tobacco use (%)





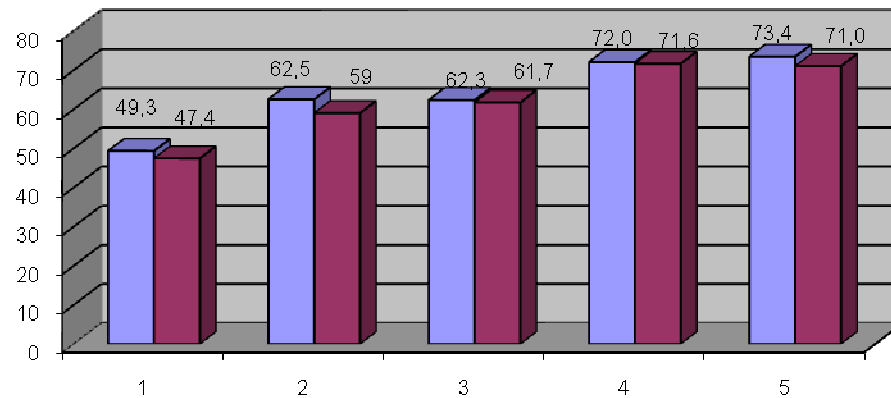
Alcohol Use





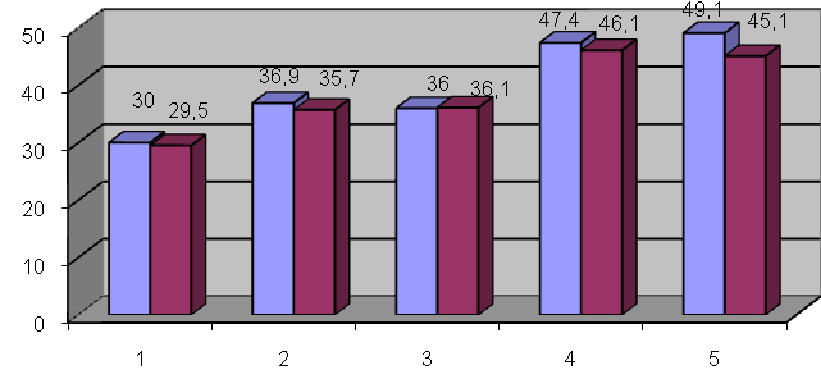
Alcohol Use

last year prevalence of alcohol use



■ experimentální soubor ■ kontrolní soubor

last month prevalence of alcohol use

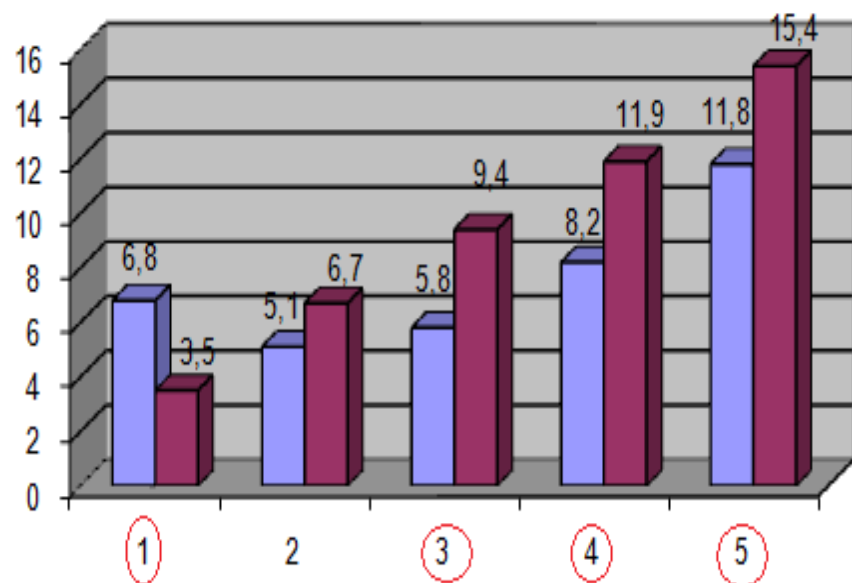


■ experimentální soubor ■ kontrolní soubor



Cannabis Use

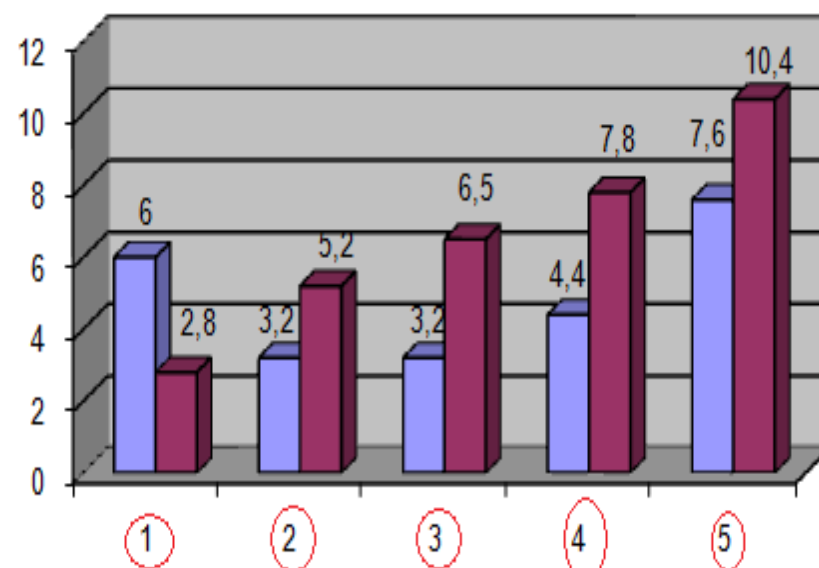
last year prevalence of cannabis use (%)



■ experimentální soubor ■ kontrolní soubor

Sig. 0,01

last month prevalence of cannabis use (%)

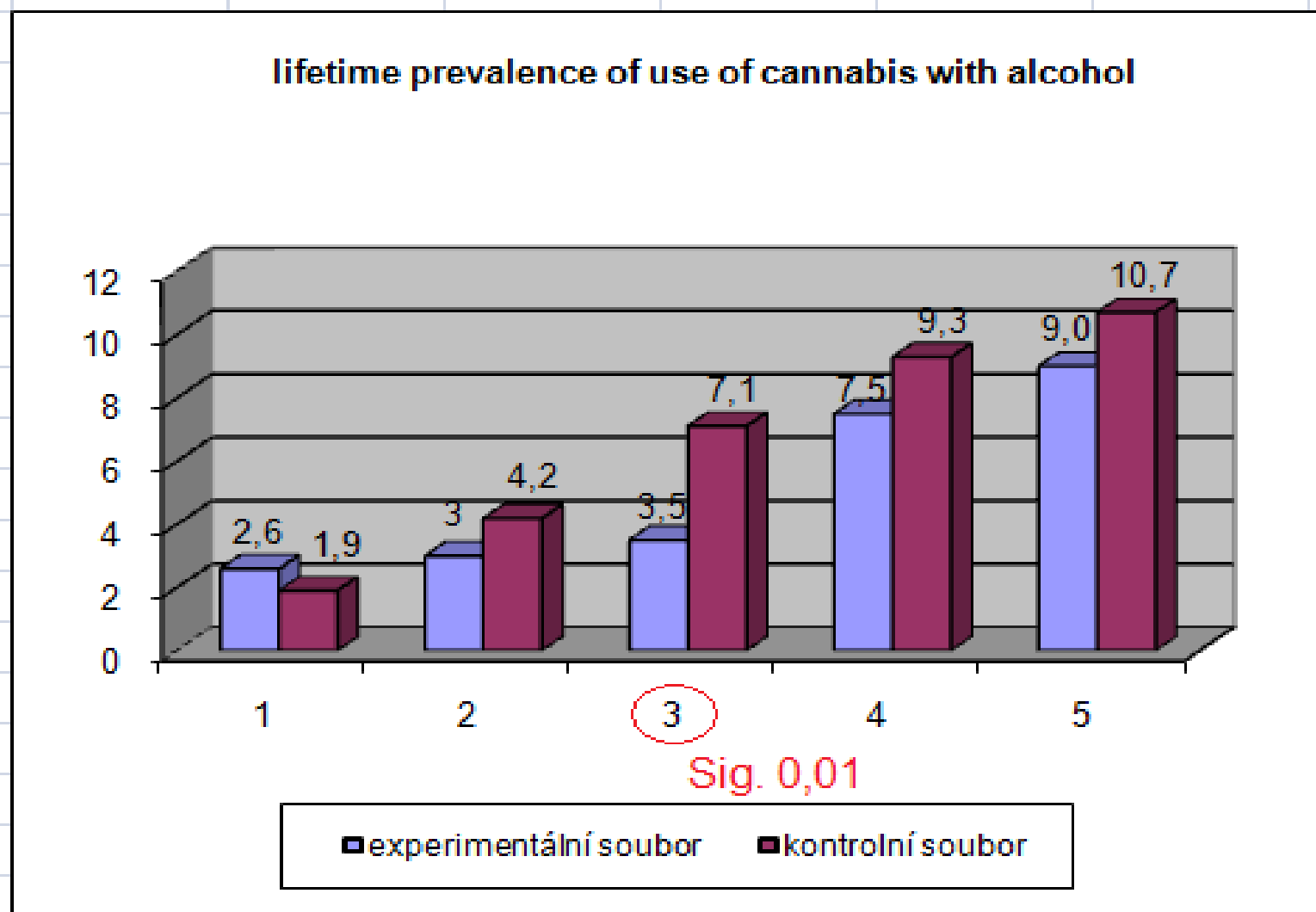


■ experimentální soubor ■ kontrolní soubor

Sig. 0,05



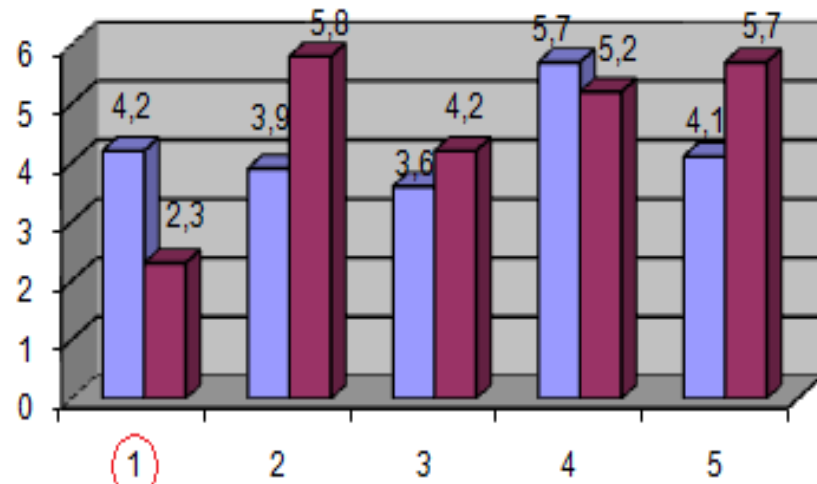
Use of Alcohol with Cannabis





Solvents Use

last year prevalence of solvents use (%)

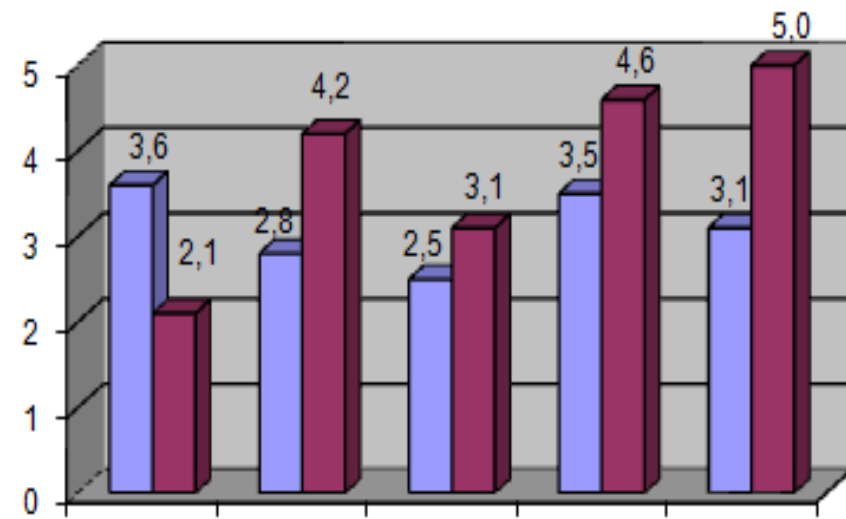


1

Sig. 0,03

■ experimentální soubor ■ kontrolní soubor

last month prevalence of solvents use (%)



1

Sig. 0,05

5

Sig. 0,03

■ experimentální soubor ■ kontrolní soubor



Conclusions

- In nearly all indicators (use of tobacco, cannabis drugs, prescription medicines, drunkenness and solvents) the Unplugged was effective.
- As regards the alcohol user results from the 4th and 5th test suggest that for the experimental group the Unplugged is not effective.
- Evaluation of effect should be an inevitable part of the implementation-dissemination processes of all complex preventive interventions



Thank you for your attention 😊

Roman Gabrhelík, Ph.D.
gabrhelik@adiktologie.cz