

**NEWSLETTER**


SEPTEMBER 2006

# TRANSPLANT



Vol. 11. N° 1

## INTERNATIONAL FIGURES ON ORGAN DONATION AND TRANSPLANTATION - 2005



**2006**



# INTERNATIONAL FIGURES ON ORGAN, TISSUE & HEMATOPOIETIC STEM CELL DONATION & TRANSPLANTATION ACTIVITIES. DOCUMENTS PRODUCED BY THE COMMITTEE OF EXPERTS ON THE ORGANISATIONAL ASPECTS OF CO-OPERATION IN ORGAN TRANSPLANTATION (2005)

Editors: Rafael Matesanz & Blanca Miranda

## NATIONAL DATA PROVIDED BY:

- **AUSTRALIA**  
Lee Excell
- **AUSTRIA**  
Mike Smith (ET)
- **BELGIUM**  
Mike Smith (ET)
- **BULGARIA**  
Yanko Nachkov  
Mamchil Enchev
- **CANADA**  
www.cihi.ca
- **CROATIA**  
Mirela Busic
- **CYPRUS**  
George Kyriakides
- **CZECH REPUBLIC**  
Monika Sarsanova
- **DENMARK**  
Frank Pedersen (SKT)
- **ESTONIA**  
Peeter Dmitriev
- **EUROTRANSPLANT (ET)**  
Germany, The Netherlands,  
Austria, Belgium, Slovenia,  
Luxemburg  
Mike Smith (ET)
- **FINLAND**  
Frank Pedersen (SKT)
- **FRANCE**  
Cristelle Cantrelle
- **GEORGIA**  
Susanne Venhaus
- **GERMANY**  
Mike Smith (ET)  
Susanne Venhaus
- **GREECE**  
Marianthi Katsani
- **HUNGARY**  
Mihály Sándor
- **ICELAND**  
Frank Pedersen (SKT)
- **IRELAND**  
Phil Pocock
- **ISRAEL**  
Sharon Bem Ami
- **ITALY**  
Paola di Ciaccio
- **LATVIA**  
Sergej Trushkov
- **LUXEMBURG**  
Mike Smith (ET)
- **NEW ZEALAND**  
Lee Excell
- **NORWAY**  
Frank Pedersen (SKT)
- **POLAND**  
Jaroslaw Czerwinski
- **PORTUGAL**  
Luisa Taveira
- **ROMANIA**  
Victor Gheorgue Zota
- **SCANDIATRANSPLANT (SKT)**  
Denmark, Sweden,  
Norway, Finland, Iceland  
Frank Pedersen
- **SLOVAK REPUBLIC**  
Ludovit Laca
- **SLOVENIA**  
Mike Smith (ET)
- **SPAIN**  
Carmen Martin  
M<sup>a</sup> Jose Lopez  
Ana García
- **SWEDEN**  
Frank Pedersen (SKT)
- **SWITZERLAND**  
Claudia Luescher
- **THE NETHERLANDS**  
Mike Smith (ET)
- **TURKEY**  
Altay Köken
- **UNITED KINGDOM**  
Phil Pocock
- **UNOS: USA**  
www.unos.org
- **ARGENTINA**  
Carlos Alberto Soratti
- **BOLIVIA**  
www.grupopuntacana.org
- **BRASIL**
- **CHILE**  
www.grupopuntacana.org
- **COLOMBIA**  
María Paula Gómez Gómez  
Rafael Romero
- **CUBA**  
Juan Alberto Falcón Álvarez
- **DOMINICANA**  
Fernando Morales
- **ECUADOR**  
www.grupopuntacana.org
- **EL SALVADOR**  
www.grupopuntacana.org
- **GRUPO PUNTA CANA**  
Argentina, Brasil, Bolivia,  
Chile, Colombia, Costa Rica,  
Cuba, Ecuador, El Salvador,  
Guatemala, Honduras,  
México, Panamá, Paraguay,  
Perú, Puerto Rico,  
Dominicana R., Uruguay,  
Venezuela  
www.grupopuntacana.org
- **GUATEMALA**  
Rudolf A. García-Gallont
- **MEXICO**  
www.grupopuntacana.org
- **PANAMA**  
www.grupopuntacana.org
- **PARAGUAY**  
www.grupopuntacana.org
- **PERU**  
www.grupopuntacana.org
- **PUERTO RICO**  
www.grupopuntacana.org
- **URUGUAY**  
Raul José Mizraji  
Inés Álvarez
- **VENEZUELA**  
Carmen Luisa Lattuf  
de Milanés

Data recorded & prepared by Organización Nacional de Trasplantes (ONT) - Spain  
Dr. Rafael Matesanz  
Dra. Blanca Miranda  
Ana García  
Marina Alvarez

### Foot Note:

For the purposes of this Newsletter the following definitions were used:

**Organ donor:** Every potential donor transferred to the operating theatre from whom, at least, one solid organ has been retrieved

**Multiorgan donor:** Every donor from whom, at least, two different solid organs have been retrieved

**Absolute number:** Include all figures corresponding to all donors/patients adults and children

**Paediatric:** Includes only paediatric activity (patients under 15 years old)



# NEWSLETTER

## TRANSPLANT 2006

### CONTENTS

- INTERNATIONAL FIGURES ON ORGAN DONATION AND TRANSPLANTATION. YEAR 2005 ..... 3
- INTERNATIONAL DATA ON ORGAN DONATION AND TRANSPLANTATION ACTIVITY, WAITING LIST AND FAMILY REFUSALS. YEAR 2005 ..... 23
- INTERNATIONAL DATA ON TISSUE AND HEMATOPOIETIC STEM CELL TRANSPLANT ACTIVITY. YEAR 2005 ..... 37





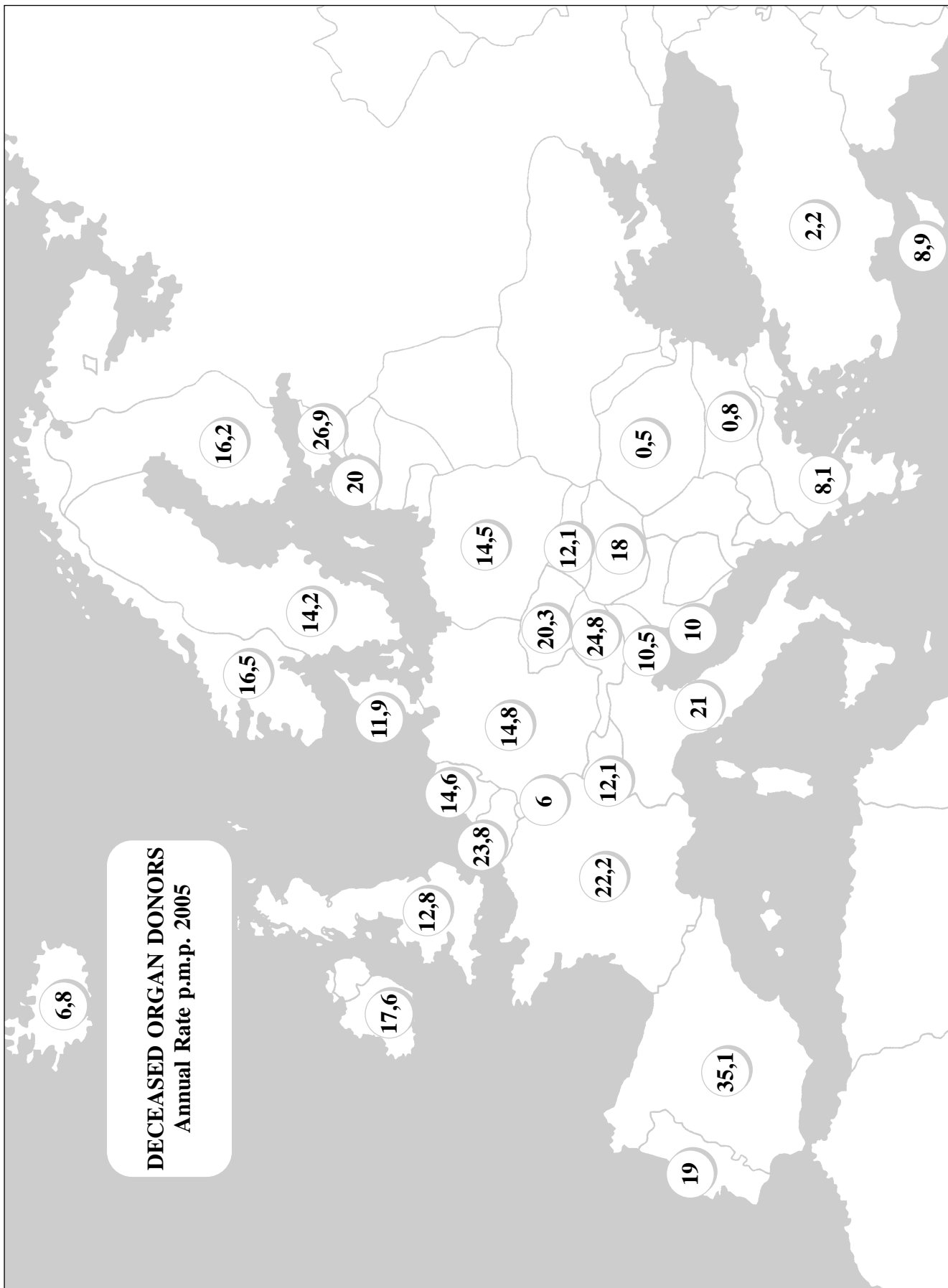
**COUNCIL  
OF EUROPE**

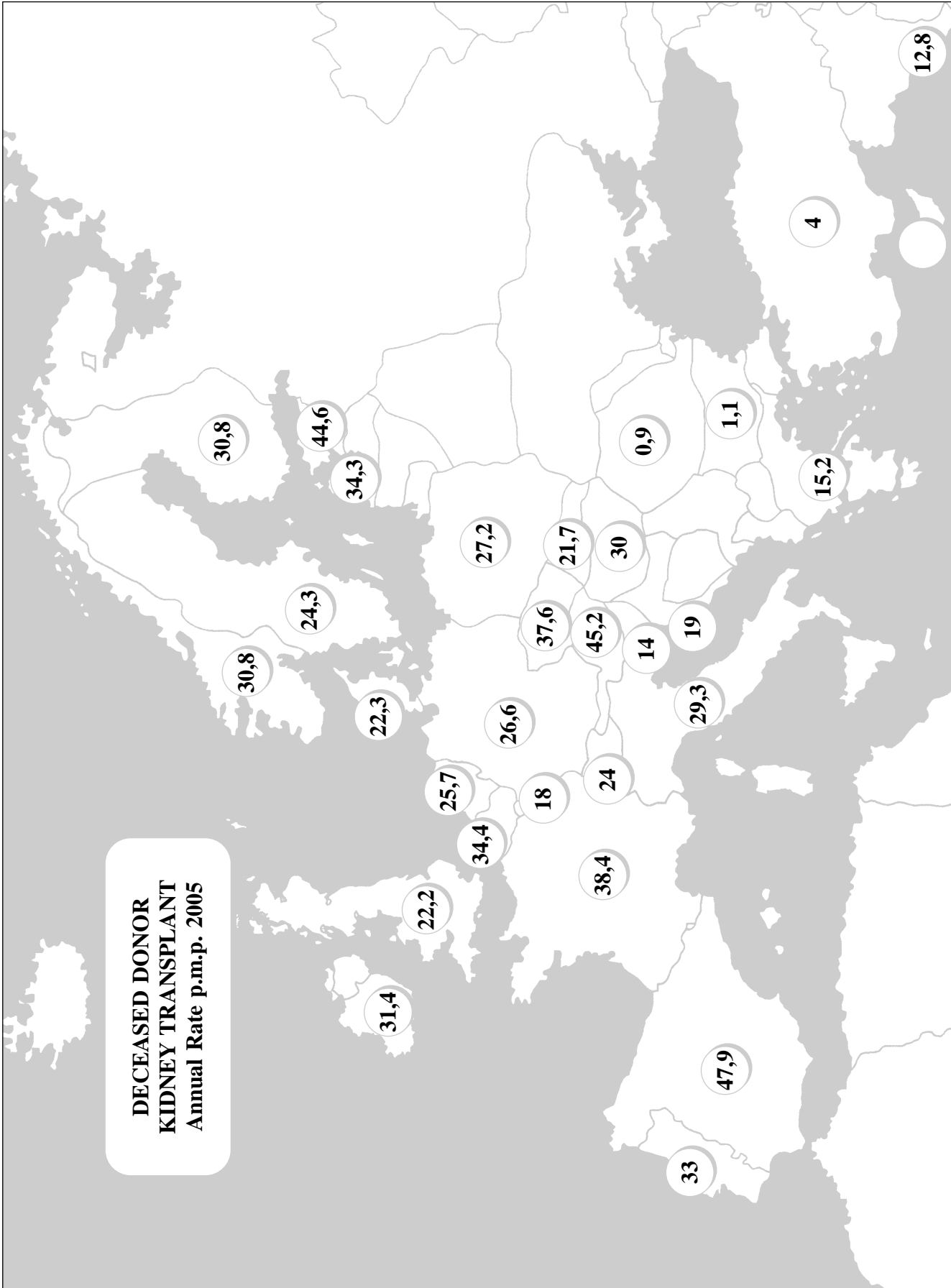
**CONSEIL  
DE L'EUROPE**

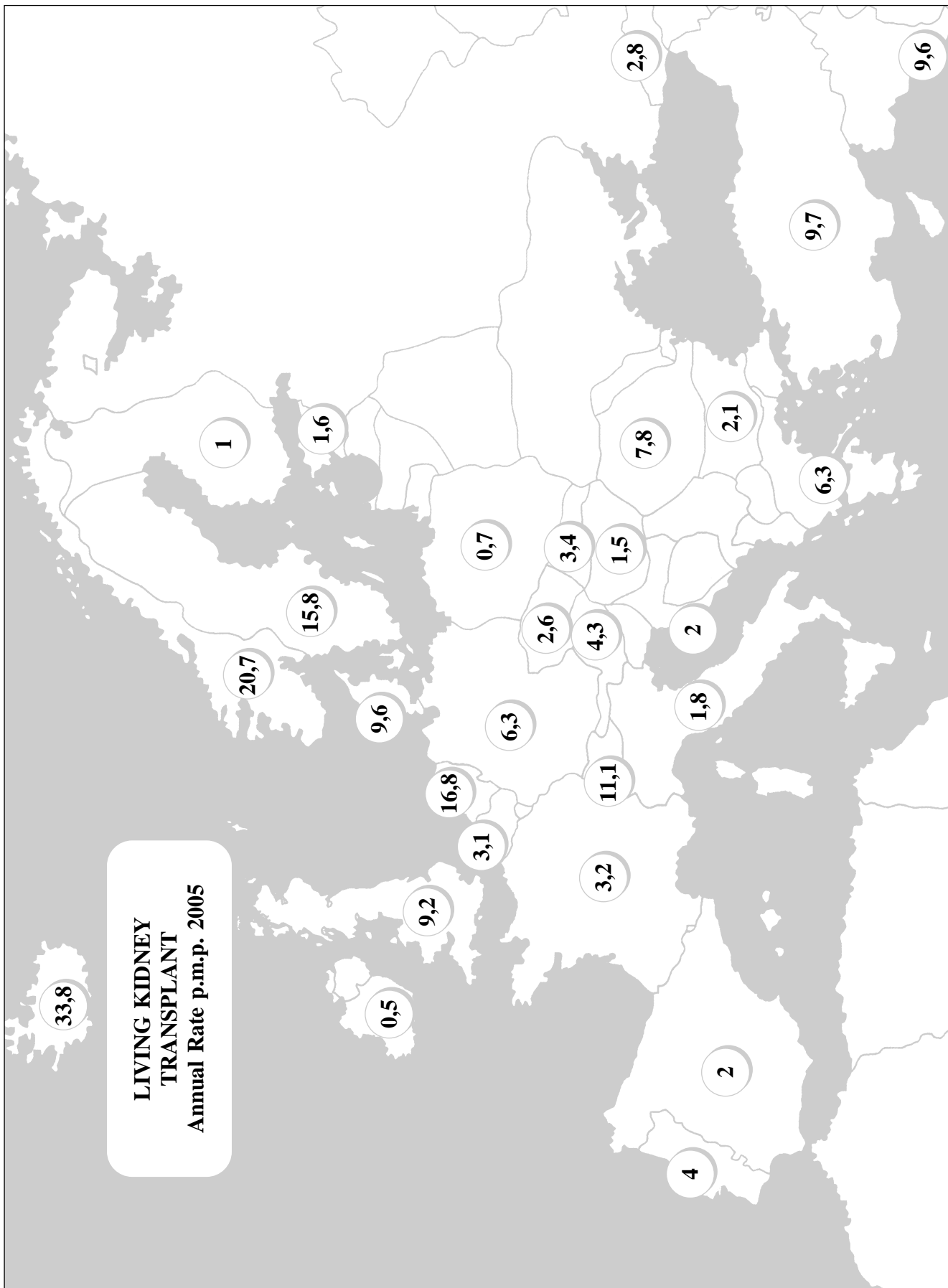


COUNCIL      CONSEIL  
OF EUROPE    DE L'EUROPE

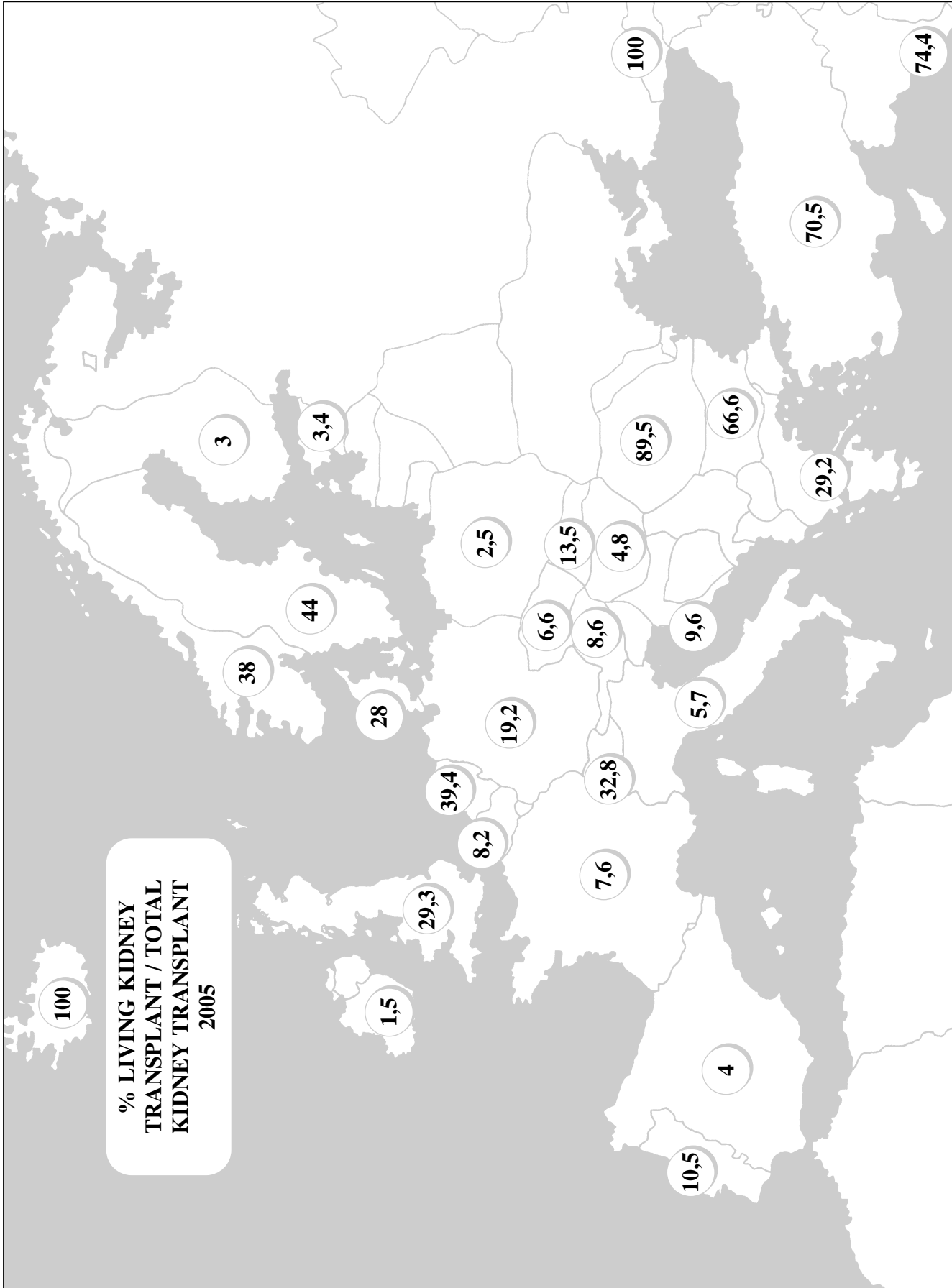
**International figures on  
organ donation and  
transplantation activity.  
Year 2005**

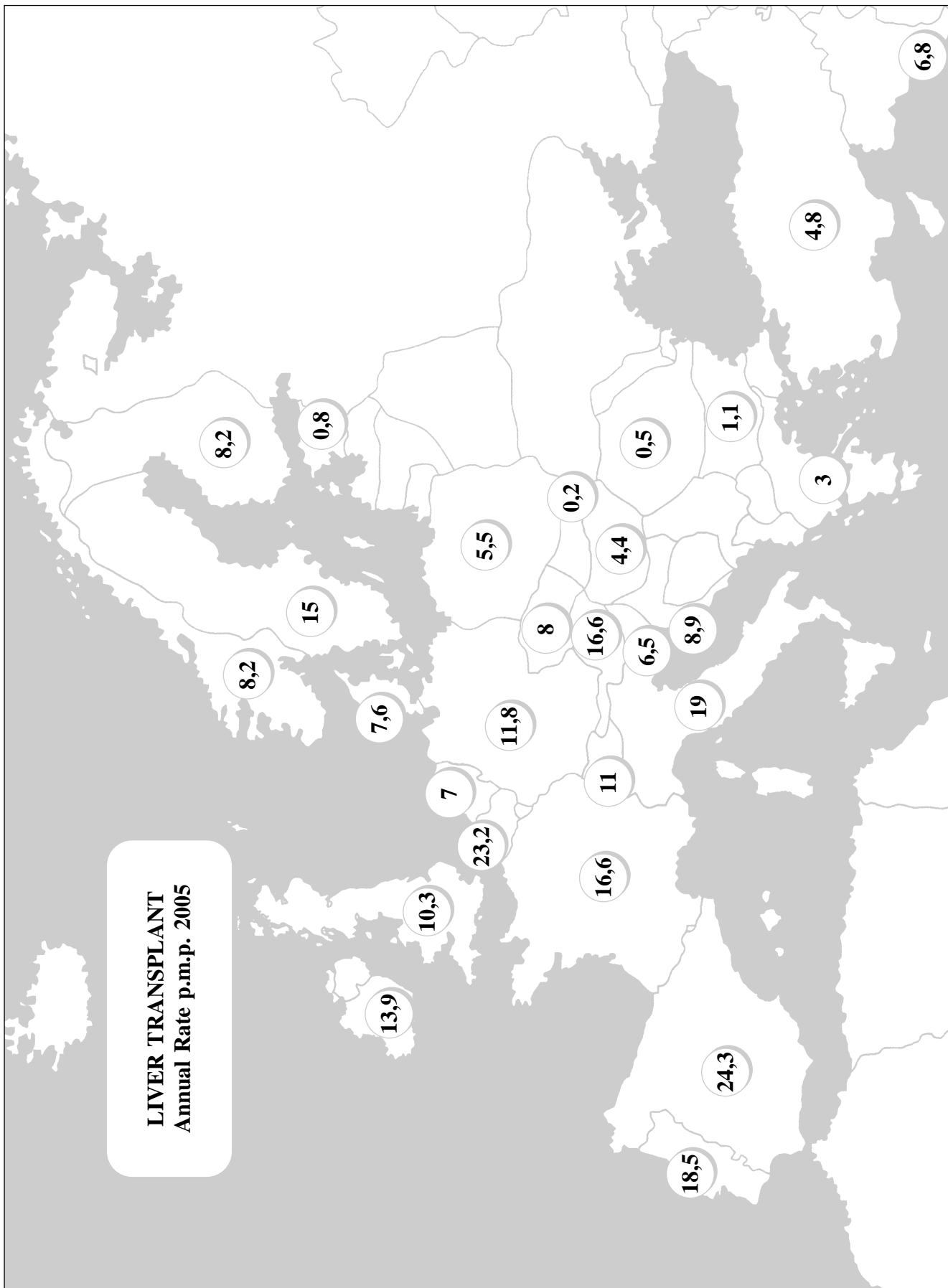


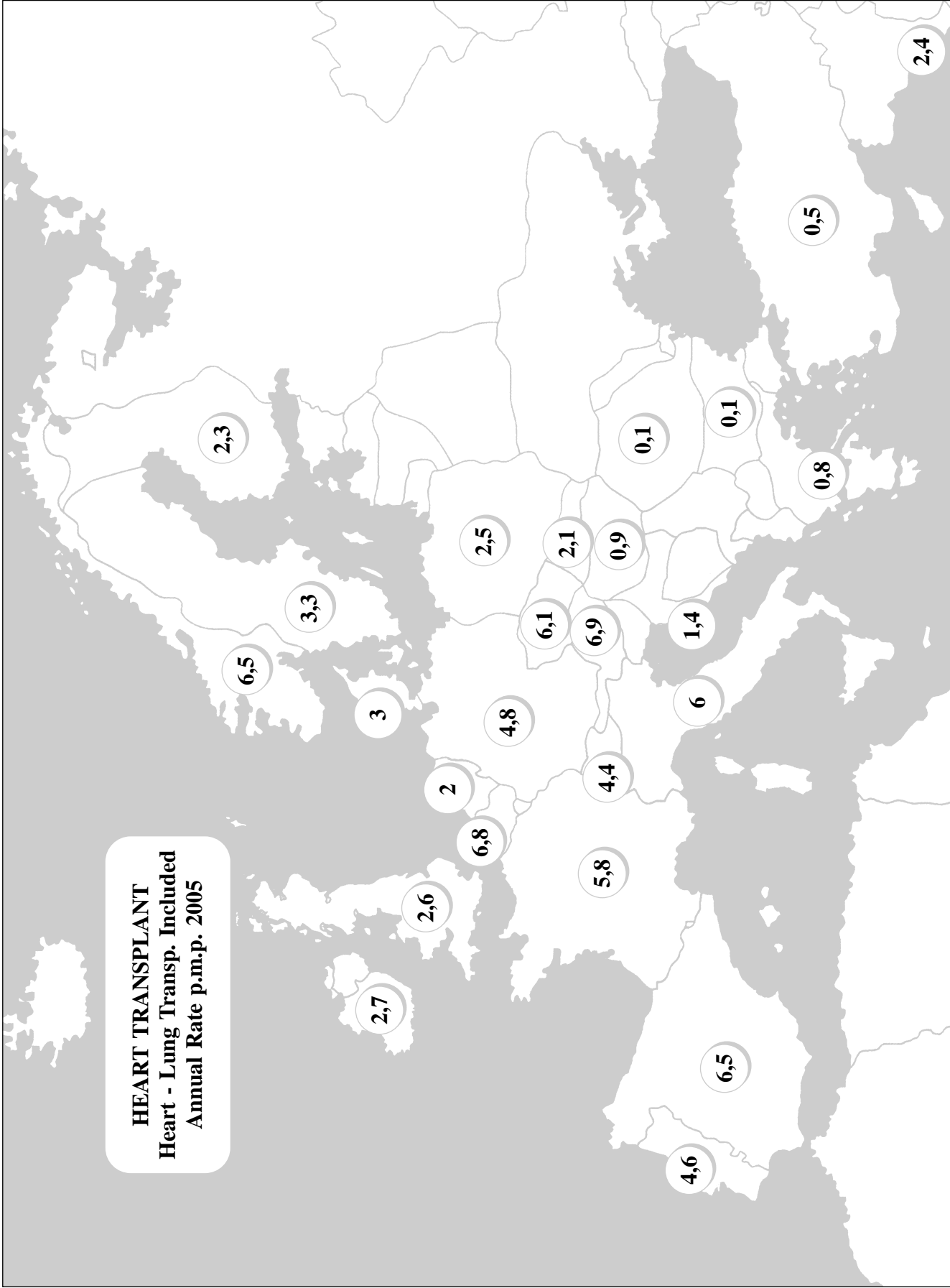


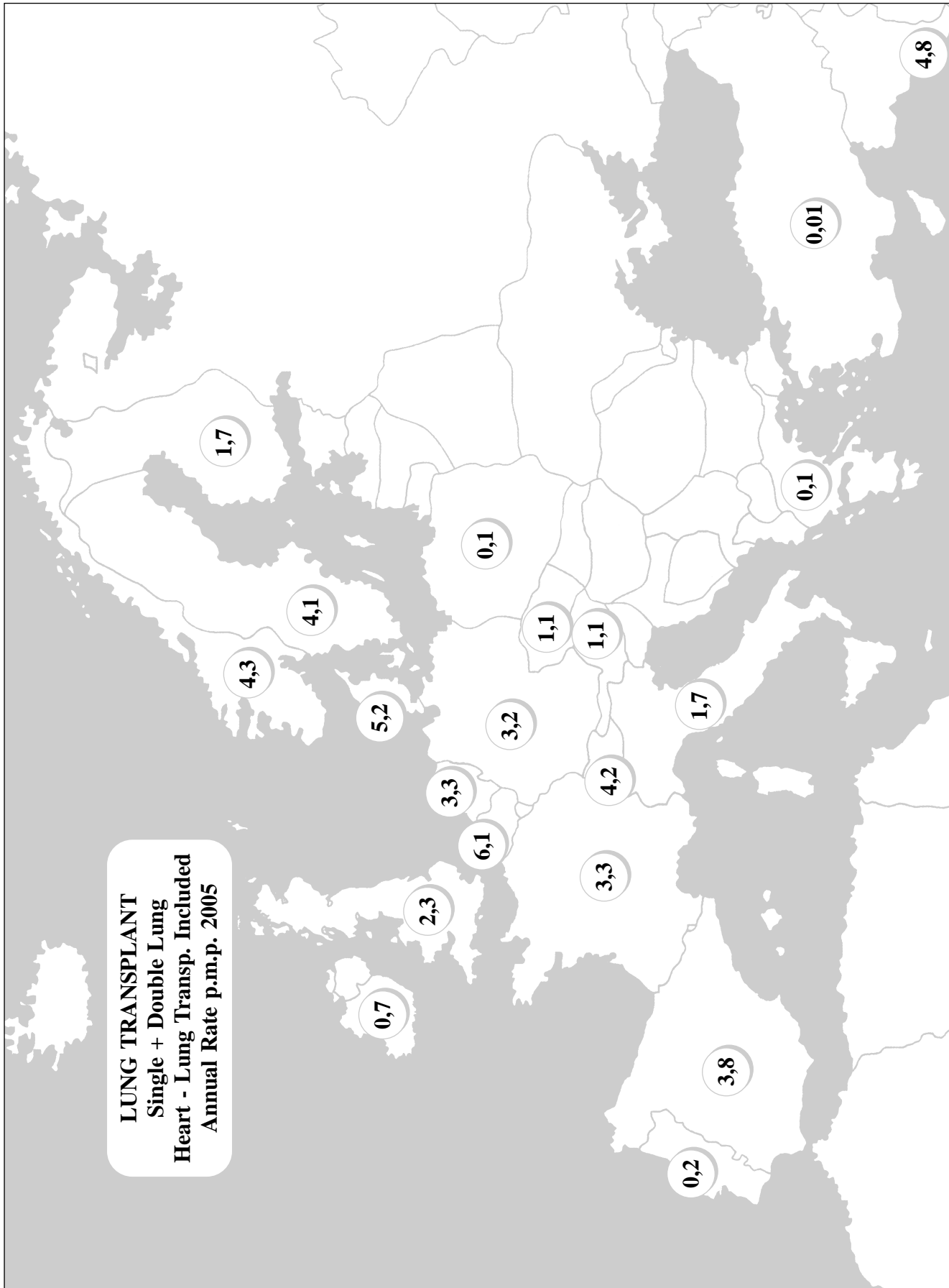


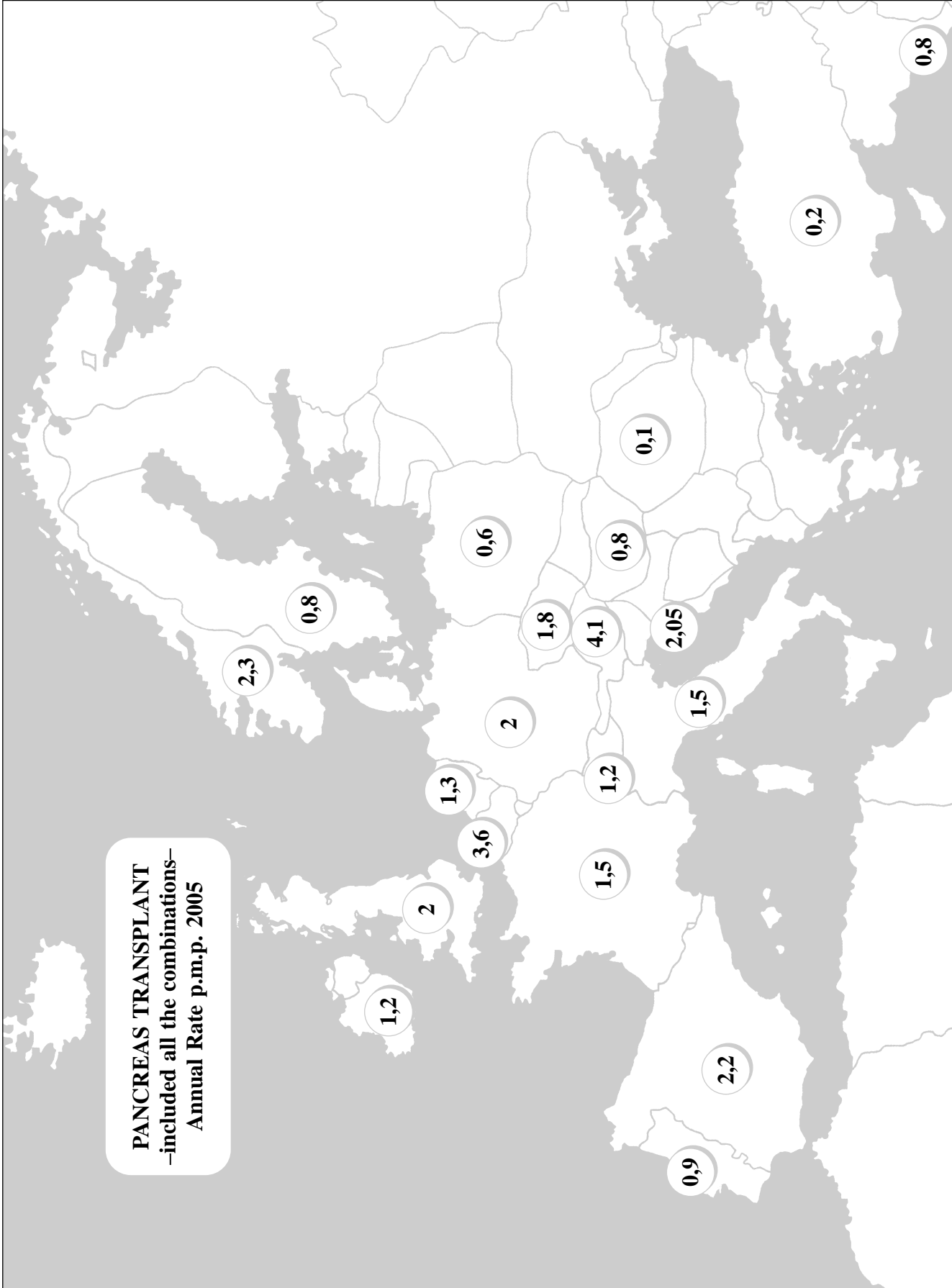


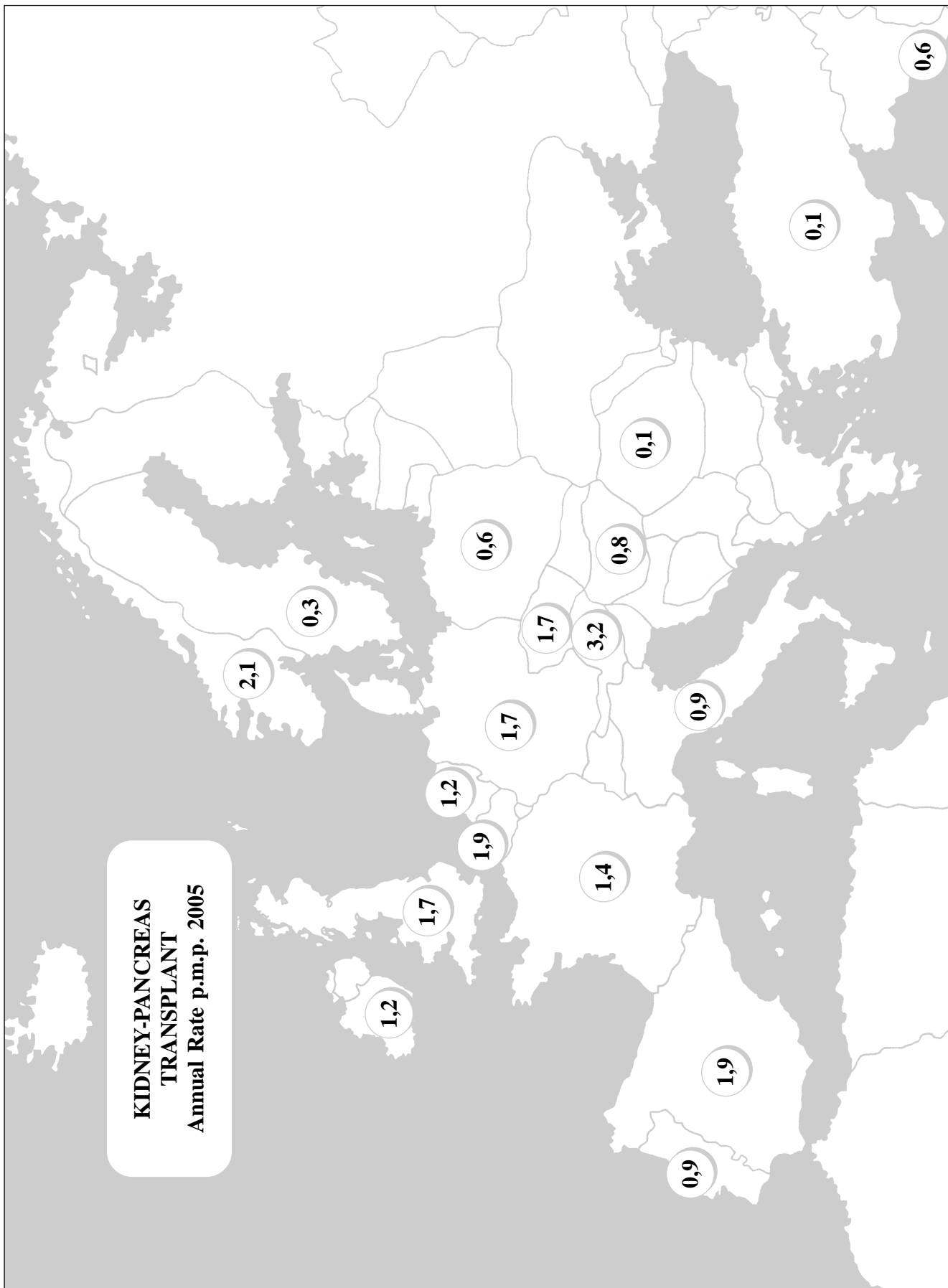










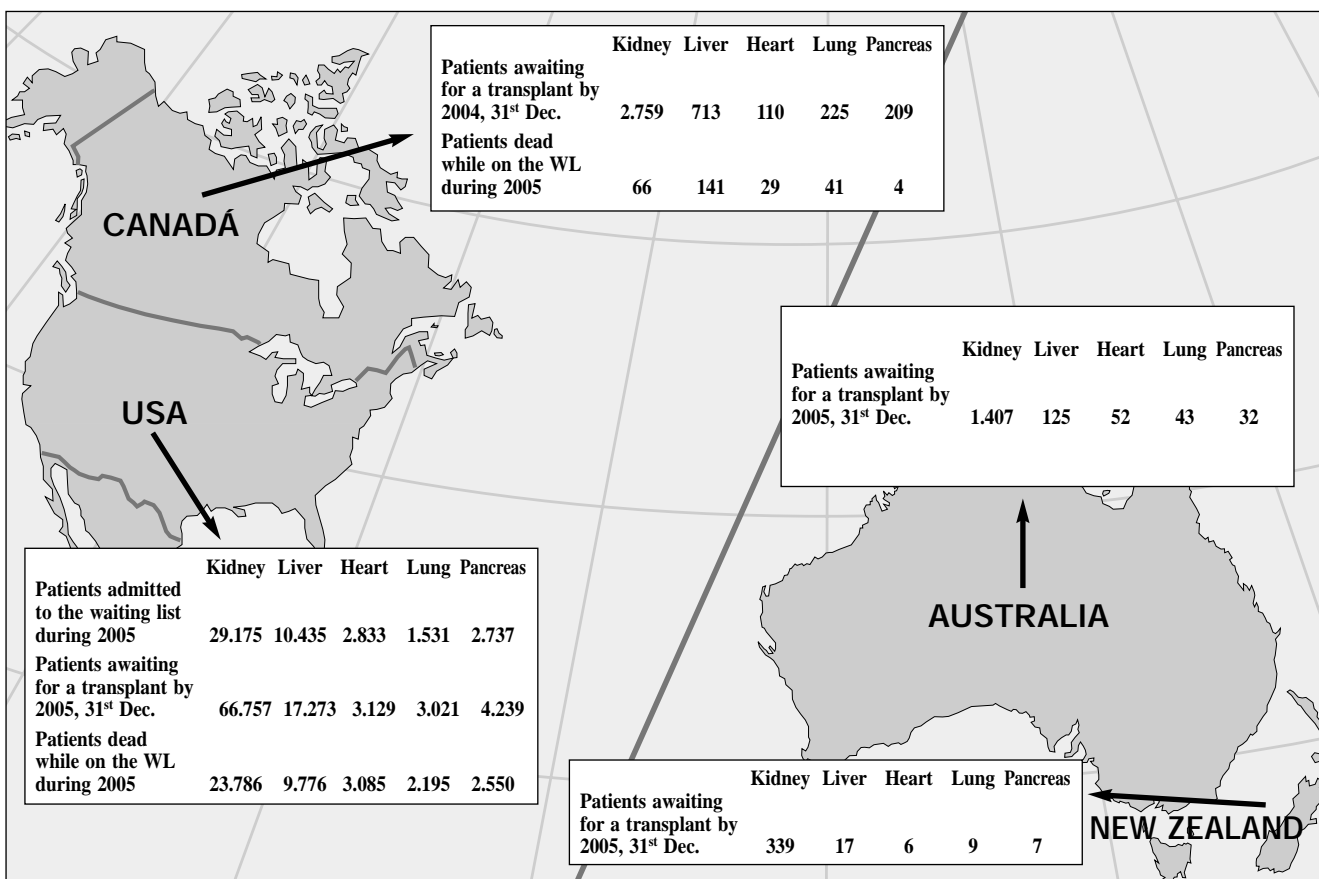
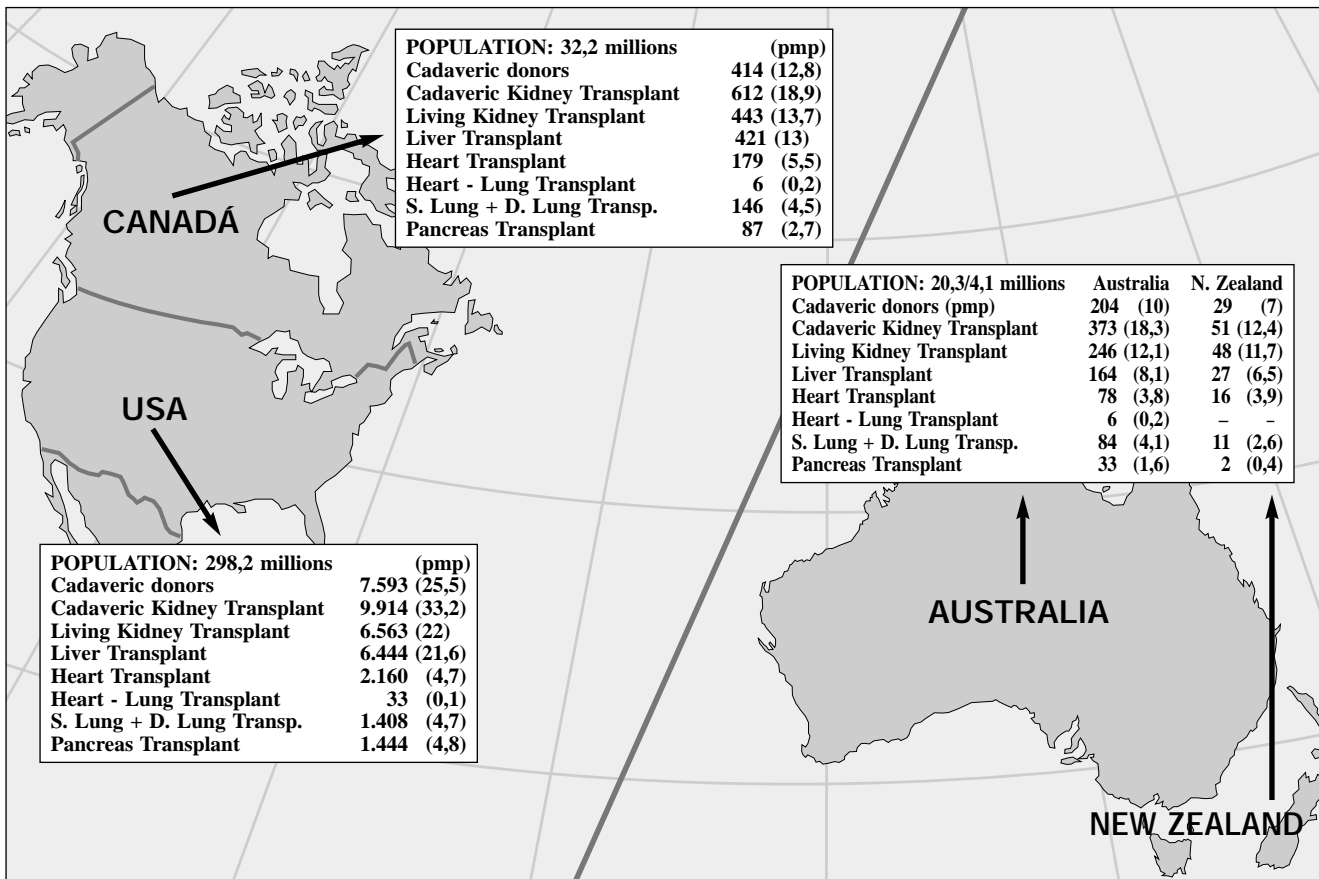




## European Union Data on Organ Donation and Transplantation

EUROPEAN UNION	
Population (million inhabitants)	453.74
Deceased D. - included NHBD - (Rate - pmp -)	8516 (18.8)
NHB Donors (pmp)	341 (0.7)
% Multiorgan donors	-
<b>KIDNEY</b>	
TX - included all the combinations - (pmp)	16176 (35.6)
% (Living TX/ Total TX)	13.7
Paediatric <15 years	416
Deceased Donor TX (pmp)	13950 (30.7)
-Single TX (pmp)	12106 (26.7)
-Double TX (pmp)	186 (0.4)
Living TX (pmp)	2216 (4.9)
NHB kidney TX (pmp)	505 (1.1)
<b>LIVER</b>	
TX - included all the combinations - (pmp)	6095 (13.4)
Paediatric <15 years	379
-Split Liver TX (pmp)	434 (0.9)
-Domino Liver TX(pmp)	53 (0.1)
Living Liver TX (pmp)	233 (0.5)
NHB Liver TX (pmp)	59 (0.1)
<b>HEART</b>	
TX-included Heart-lung transplant- (pmp)	2004 (4.4)
Paediatric <15 years	88
<b>HEART-LUNG</b>	
Transplants (pmp)	55 (0.1)
Paediatric <15 years	40
<b>LUNG</b>	
TX - included all the combinations - (pmp)	15
Paediatric <15 years	1169 (2.6)
Paediatric <15 years	29
-Single (pmp)	356 (0.8)
-Double - included Heart/ Lung TX - (pmp)	812 (1.8)
NHB - double + single - Lung TX (pmp)	1567 (3.4)
<b>PANCREAS</b>	
TX - included all the combinations - (pmp)	720 (1.6)
Paediatric <15 years	2
-Kidney - Pancreas TX (pmp)	597 (1.3)
-Pancreas TX Alone (pmp)	96 (0.2)
<b>SMALL BOWEL</b>	
TX - included all the combinations - (pmp)	37 (0.1)
Paediatric <15 years	24
-Liver + Small Bowel (pmp)	16 (0.03)
S. B. TX Alone (pmp)	19 (0.04)
<b>MULTIVISCERAL (pmp)</b>	
	147 (0.3)























## Latin-American Data on Organ Donation and Transplantation



LATIN-AMERICAN	
Population (million inhabitants)	531,1
Deceased Organ D. - included NHB D. - (Rate - pmp -)	2999 (5.6)
NHB Donors (pmp)	
% Multiorgan donors	
<b>KIDNEY</b>	
TX - included all the combinations - (pmp)	6807 (12.8)
% (Living TX/ Total TX)	40.5
Paediatric <15 years	
Deceased Donor TX (pmp)	3740 (7.0)
-Single TX (pmp)	805 (1.5)
-Double TX (pmp)	6 (0.01)
Living TX (pmp)	2758 (5.2)
NHB kidney TX (pmp)	
<b>LIVER</b>	
TX - included all the combinations - (pmp)	1386 (2.6)
Paediatric <15 years	86 (0.2)
-Split Liver TX (pmp)	18 (0.03)
-Domino Liver TX(pmp)	
Living Liver TX (pmp)	58 (0.1)
NHB Liver TX (pmp)	
<b>HEART</b>	
TX - included Heart-lung transplant - (pmp)	401 (0.7)
Paediatric <15 years	6 (0.01)
<b>HEART-LUNG</b>	
Transplants (pmp)	3
Paediatric <15 years	
<b>LUNG</b>	
TX - included all the combinations - (pmp)	80 (0.1)
Paediatric <15 years	2
-Single (pmp)	14 (0.03)
-Double - included Heart/ Lung TX - (pmp)	6 (0.01)
NHB - double + single - Lung TX (pmp)	
<b>PANCREAS</b>	
TX - included all the combinations - (pmp)	347 (0.6)
Paediatric <15 years	
-Kidney - Pancreas TX (pmp)	347 (0.6)
-Pancreas TX Alone (pmp)	10 (0.02)
<b>SMALL BOWEL</b>	
TX - included all the combinations - (pmp)	2
Paediatric <15 years	
-Liver + Small Bowel (pmp)	
-S. B. TX Alone (pmp)	2
<b>MULTIVISCERAL (pmp)</b>	
	11 (0.02)





COUNCIL      CONSEIL  
OF EUROPE    DE L'EUROPE

**International data on organ  
donation and transplantation activity,  
waiting list and family refusals.  
Year 2005**



COUNTRIES	AUSTRIA	BELGIUM	BULGARIA	CROACIA	CZECH. R.	DENMARK	ESTONIA	FINLAND	FRANCE
Population (million inhabitants)	8,2	10,4	7,5	4,4	10,2	5,4	1,3	5,2	61,8
<b>DONATION</b>									
Cadaveric D. - included NHBd - (Rate - pmp -)	203 (24,8)	248 (23,8)	6 (0,8)	44 (10)	207 (20,3)	63 (11,6)	35 (26,9)	85 (16,2)	1371 (22,2)
NHB Donors (pmp)	2 (0,2)	10 (1)		1 (0,2)	3 (0,3)				
% Multiorgan donors	71,9	81	50	81,8	48	66,7	2,8	77,7	75
<b>TRANSPLANTATION</b>									
<b>KIDNEY</b>									
TX - included all the combinations - (pmp)	406 (49,5)	390 (37,5)	24 (3,2)	94 (21,3)	411 (40,3)	168 (31)	60 (46,2)	166 (31,7)	2572 (41,6)
% (Living TX/ Total TX)	8,6	8,2	66,6	9,6	6,6	28	3,4	3	7,6
Paediatric <15 years	11	19			4	6	1	7	59
Cadaveric TX (pmp)	371 (45,2)	358 (34,4)	8 (1,1)	85 (19)	384 (37,6)	121 (22,3)	58 (44,6)	161 (30,8)	2375 (38,4)
-Single TX (pmp)			2 (0,3)	82 (18,6)	383 (37,5)	120 (22,2)	58 (44,6)		2325 (37,6)
-Double TX (pmp)			3 (0,4)	1 (0,2)	1 (0,1)	1 (0,2)			50 (0,8)
Living TX (pmp)	35 (4,3)	32 (3,1)	16 (2,1)	9 (2)	27 (2,6)	47 (8,7)	2 (1,6)	5 (1)	197 (3,2)
NHB kidney TX (pmp)	5 (0,6)	14 (1,3)			3 (0,3)				
<b>LIVER</b>									
TX - included all the combinations - (pmp)	136 (16,6)	241 (23,2)	8 (1,1)	39 (8,9)	82 (8)	41 (7,6)	1 (0,8)	43 (8,2)	1024 (16,6)
Paediatric <15 years	11	34	5		2	8		6	61
-Split Liver TX (pmp)	6 (0,7)	24 (2,3)	3 (0,4)		1 (0,1)			1 (0,2)	61 (1)
-Domino Liver TX (pmp)		3 (0,3)							18 (0,3)
Living Liver TX (pmp)	3 (0,4)	24 (2,3)	5 (0,7)						49 (0,8)
NHB Liver TX (pmp)		4 (0,4)							
<b>HEART</b>									
TX included Heart-lung transplant - (pmp)	57 (6,9)	71 (6,8)	1 (0,1)	6 (1,4)	62 (6,1)	16 (3)		12 (2,3)	360 (5,8)
Paediatric <15 years	4	3			3	2		2	10
<b>HEART-LUNG</b>									
Transplants (pmp)	1 (0,1)	1 (0,1)							21 (0,3)
Paediatric <15 years									
<b>LUNG</b>									
TX - included all the combinations - (pmp)	90 (11)	63 (6,1)		9 (2,05)	11 (1,1)	28 (5,2)		9 (1,7)	205 (3,3)
Paediatric <15 years	3	1		9 (2,05)					6
-Single (pmp)	22 (2,7)	19 (1,8)			6 (0,6)	16 (3)			66 (1,1)
-Double - included Heart/ Lung TX - (pmp)	68 (8,3)	44 (4,2)			5 (0,5)	12 (2,2)		9 (1,7)	139 (2,2)
NHB - double + single - Lung TX (pmp)									
<b>PANCRETIAS</b>									
TX - included all the combinations - (pmp)	34 (4,1)	38 (3,6)		9 (2,05)	18 (1,8)				92 (1,5)
Paediatric <15 years									
-Kidney - Pancreas TX (pmp)	26 (3,2)	20 (1,92)			17 (1,7)				84 (1,4)
-Pancreas TX Alone (pmp)	5 (0,6)	4 (0,4)			1 (0,1)				6 (0,1)
<b>SMALL BOWEL</b>									
TX - included all the combinations - (pmp)									6 (0,1)
Paediatric <15 years									6
-Liver + Small Bowel (pmp)									2 (0,1)
-S. B. TX Alone (pmp)									4 (0,1)
<b>MULTIVISCERAL (pmp)</b>			3 (0,4)						139 (2,2)



COUNTRIES	GEORGIA	GERMANY	GREECE	HUNGARY	ICELAND	IRELAND	ISRAEL	ITALY	LATVIA
Population (million inhabitants)	5	82,5	11	10	0,3	4,04	7	56,9	2,3
<b>DONATION</b>									
Cadaveric D. - included NHBd - (Rate - pmp -)		1220 (14,8)	89 (8,1)	181 (18)	2 (6,8)	71 (17,6)	62 (8,9)	1197 (21)	46 (20)
NHB Donors (pmp)			4				3 (0,4)		10 (4,3)
% Multiorgan donors		81,6	6,29	40	100	80,2	65	86,6	
<b>TRANSPLANTATION</b>									
<b>KIDNEY</b>									
TX - included all the combinations - (pmp)	14 (2,8)	2712 (32,9)	236 (21,4)	315 (31,5)	10 (33,8)	129 (31,9)	90 (12,8)	1772 (31,1)	79 (34,3)
% (Living TX/ Total TX)	100	19,2	29,2	4,8	100	1,5	74,4	5,7	
Paediatric <15 years			6	15		10	10	41	4
Cadaveric TX (pmp)		2190 (26,6)	167 (15,2)	300 (30)		127 (31,4)	90 (12,8)	1671 (29,3)	79 (34,3)
-Single TX (pmp)		2181 (26,4)	164 (14,9)	300 (30)		118 (29,2)	83 (11,8)	1516 (26,6)	79 (34,3)
-Double TX (pmp)		9 (0,1)	3 (0,3)			3 (0,7)		83 (1,5)	
Living TX (pmp)	14 (2,8)	522 (6,3)	69 (6,3)	15 (1,5)	10 (33,8)	2 (0,5)	67 (9,6)	101 (1,8)	18 (7,8)
NHB kidney TX (pmp)							6 (0,4)		
<b>LIVER</b>									
TX - included all the combinations - (pmp)		976 (11,8)	34 (3,01)	44 (4,4)		56 (13,9)	48 (6,8)	1081 (19)	
Paediatric <15 years			2	2			4	69	
-Split Liver TX (pmp)		84 (1,0)					2 (0,3)	127 (2,2)	
-Domino Liver TX (pmp)		10 (0,1)						2 (0,04)	
Living Liver TX (pmp)		78 (0,9)					5 (0,7)	28 (0,5)	
NHB Liver TX (pmp)							1 (0,1)		
<b>HEART</b>									
TX-included Heart-lung transplant - (pmp)		396 (4,8)	9 (0,8)	9 (0,9)		11 (2,7)	17 (2,4)	344 (6)	
Paediatric <15 years			1	1			2	20	
<b>HEART-LUNG</b>									
Transplants (pmp)		15 (0,2)						3 (0,1)	
Paediatric <15 years								1	
<b>LUNG</b>									
TX - included all the combinations - (pmp)		262 (3,2)	1 (0,1)			3 (0,7)	34 (4,8)	97 (1,7)	
Paediatric <15 years								3	
-Single (pmp)		55 (0,7)	1 (0,1)			2 (0,5)	27 (3,8)	36 (0,6)	
-Double - included Heart/ Lung TX - (pmp)		207 (2,5)				1 (0,2)	7 (1)	60 (1,1)	
NHB - double + single - Lung TX (pmp)									
<b>PANCREAS</b>									
TX - included all the combinations - (pmp)		165 (2)		8 (0,8)		5 (1,2)	6 (0,8)	87 (1,5)	
Paediatric <15 years									
-Kidney - Pancreas TX (pmp)		144 (1,7)		8 (0,8)		5 (1,2)	4 (0,6)	53 (0,9)	
-Pancreas TX Alone (pmp)		21 (0,3)					2 (0,3)	31 (0,5)	
<b>SMALL BOWEL</b>									
TX - included all the combinations - (pmp)		2						7 (0,1)	
Paediatric <15 years									
-Liver + Small Bowel (pmp)		1						2 (0,04)	
-S. B. TX Alone (pmp)		1						5 (0,1)	
<b>MULTIVISCERAL (pmp)</b>		1						2 (0,04)	



COUNTRIES	LUXEMBOURG	NORWAY	POLAND	PORTUGAL	ROMANIA	SLOVAK R.	SLOVENIA	SPAIN
Population (million inhabitants)	0.5	4.6	38.2	10	21	5.3	2	44.1
<b>DONATION</b>								
Cadaveric D. - included NHBHD - (Rate - pmp -)	3 (6)	76 (16.5)	556 (14.5)	190 (19)	11 (0.5)	64 (12.1)	21 (10.5)	1546 (35.1)
NHB Donors (pmp)								71 (1.6)
% Multiorgan donors	66.7	89.5	41.7	80.5	81.8		81	82.2
<b>TRANSPLANTATION</b>								
<b>KIDNEY</b>								
TX - included all the combinations - (pmp)	9 (18)	229 (49.7)	1067 (27.9)	380 (38)	182 (8.7)	133 (25.1)	28 (14)	2200 (49.9)
% (Living TX/ Total TX)		38	2.5	10.5	89.5	13.5	4	4
Paediatric <15 years		10	52		7		72	
Cadaveric TX (pmp)	9 (18)	142 (30.8)	1040 (27.2)	330 (33)	19 (0.9)	115 (21.7)	28 (14)	2113 (47.9)
-Single TX (pmp)			1038 (27.1)	328 (32.8)	19 (0.9)			2092 (47.4)
-Double TX (pmp)			2 (0.05)	2 (0.2)				20 (0.4)
Living TX (pmp)		87 (18.9)	27 (0.7)	40 (4)	163 (7.8)	18 (3.4)		87 (2)
NHB Kidney TX (pmp)								78 (1.8)
<b>LIVER</b>								
TX - included all the combinations - (pmp)		38 (8.2)	212 (5.5)	185 (18.5)	11 (0.5)	1 (0.2)	13 (6.5)	1070 (24.3)
Paediatric <15 years		5	22		4			61
-Split Liver TX (pmp)		1 (0.2)		7 (0.7)				22 (0.5)
-Domino Liver TX (pmp)		1 (0.2)		2 (0.2)				10 (0.2)
Living Liver TX (pmp)			13 (0.3)		6 (0.3)	1 (0.2)		25 (0.6)
NHB Liver TX (pmp)				1 (0.1)				6 (0.1)
<b>HEART</b>								
TX-Included Heart-lung transplant - (pmp)		30 (6.5)	95 (2.5)	46 (4.6)	2 (0.1)	11 (2.1)		287 (6.5)
Paediatric <15 years		1	4					10
<b>HEART-LUNG</b>								
Transplants (pmp)		1 (0.2)						2 (0.04)
Paediatric <15 years								
<b>LUNG</b>								
TX - included all the combinations - (pmp)		20 (4.3)	3 (0.1)	2 (0.2)				167 (3.8)
Paediatric <15 years		1 (0.2)	2 (0.05)	2 (0.2)				6
-Single (pmp)		19 (4.1)	1 (0.03)					55 (1.2)
-Double - included Heart/ Lung TX - (pmp)								112 (2.5)
NHB - double + single - Lung TX (pmp)								6 (0.1)
<b>PANCREAS</b>								
TX - included all the combinations - (pmp)		11 (2.3)	22 (0.6)	9 (0.9)	3 (0.1)			96 (2.2)
Paediatric <15 years								
-Kidney - Pancreas TX (pmp)		10 (2.1)	22 (0.6)	9 (0.9)	2 (0.1)			82 (1.9)
-Pancreas TX Alone (pmp)		1 (0.2)						13 (0.3)
<b>SMALL BOWEL</b>								
TX - included all the combinations - (pmp)								11 (0.2)
Paediatric <15 years								7
-Liver + Small Bowel (pmp)								4 (0.1)
-S. B. TX Alone (pmp)								7 (0.2)
<b>MULTIVISCERAL (pmp)</b>			1 (0.03)		2 (0.1)			1 (0.02)



COUNTRIES	SWEDEN	SWITZERLAND	T. NETHERLANDS	TURKEY	U.K.	AUSTRALIA	CANADA	N. ZEALAND	USA
Population (million inhabitants)	9	7,4	16,4	67,8	59	20,3	32,3	4,1	298,2
<b>DONATION</b>									
Cadaveric D. - included NHBD - (Rate - pmp -)	128 (14,2)	92 (12,1)	239 (14,6)	153 (2,2)	753 (12,8)	204 (10)	414 (12,8)	29 (7)	7593 (25,5)
NHB Donors (pmp)		2 (1,6)	120 (7,3)		121 (2,1)	9 (0,4)			
% Multiorgan donors	84,4	80	56,1	74,5	78	81		86	
<b>TRANSPLANTATION</b>									
<b>KIDNEY</b>									
TX - included all the combinations - (pmp)	391 (43,3)	250 (33,8)	697 (42,5)	926 (13,8)	1855 (31,4)	691 (30,4)	1059 (32,8)	99 (24,1)	16477 (55,2)
% (Living TX/ Total TX)	44	32,8	39,4	70,5	29,3	35,6		48,5	39,8
Paediatric <15 years	9	6	18		82	24			890
Cadaveric TX (pmp)	219 (24,3)	178 (24)	422 (25,7)	273 (4)	1312 (22,2)	373 (18,3)	612 (18,9)	51 (12,4)	9914 (33,2)
-Single TX (pmp)	218 (24,2)			269 (3,9)	1186 (20,1)	366 (18)	587 (18,2)	49 (11,9)	
-Double TX (pmp)	1 (0,1)			4 (0,1)	11 (0,2)	7 (0,3)	25 (0,8)		
Living TX (pmp)	172 (19,1)	82 (11,1)	275 (16,8)	653 (9,7)	543 (9,2)	246 (12,1)	443 (13,7)	48 (11,7)	6563 (22)
NHB Kidney TX (pmp)		2 (1,6)	188 (11,5)		199 (3,4)	18 (0,8)			
<b>LIVER</b>									
TX - included all the combinations - (pmp)	135 (15)	82 (11,1)	115 (7)	324 (4,8)	605 (10,3)	164 (8,1)	421 (13)	27 (6,5)	6444 (21,6)
Paediatric <15 years	11	7	10	11	80	11			569
-Split Liver TX (pmp)	16 (1,7)			1 (0,01)	85 (1,4)	26 (1,2)	1	5 (1,2)	
-Domino Liver TX (pmp)	7 (0,8)		1 (0,1)						
Living Liver TX (pmp)	3 (0,3)	2 (1,6)	1 (0,1)	200 (2,9)	8 (0,1)			4 (0,9)	323 (1,1)
NHB Liver TX (pmp)			20 (1,2)		28 (0,5)				
<b>HEART</b>									
TX-included Heart-lung transplant - (pmp)	30 (3,3)	33 (4,4)	33 (2)	36 (0,5)	155 (2,6)	78 (3,8)	179 (5,5)	16 (3,9)	2160 (4,7)
Paediatric <15 years	2	1	1	2	25	3			54
<b>HEART-LUNG</b>									
Transplants (pmp)		1 (0,1)	4 (0,2)		8 (0,1)	6 (0,2)	6 (0,2)		33 (0,1)
Paediatric <15 years					1	1			5
<b>LUNG</b>									
TX - included all the combinations - (pmp)	37 (4,1)	31 (4,2)	54 (3,3)	1 (0,01)	137 (2,3)	84 (4,1)	146 (4,5)	11 (2,6)	1408 (4,7)
Paediatric <15 years	1	4 (0,5)	2		7	4			54
-Single (pmp)	21 (2,3)	27 (3,6)	7 (0,4)	1 (0,01)	46 (0,8)	9 (0,4)	17 (0,5)	1 (0,2)	
-Double - included Heart/ Lung TX - (pmp)	16 (1,8)		47 (2,9)		91 (1,6)	75 (3,6)	129 (4)	10 (2,4)	
NHB - double + single - Lung TX (pmp)					1 (0,01)				
<b>PANCREAS</b>									
TX - included all the combinations - (pmp)	7 (0,8)	9 (1,2)	21 (1,3)	13 (0,2)	118 (2)	33 (1,6)	87 (2,7)	2 (0,4)	1444 (4,8)
Paediatric <15 years					2	2			33
-Kidney - Pancreas TX (pmp)	5 (0,3)	9 (1,2)	20 (1,2)	9 (0,1)	102 (1,7)	30 (1,4)	48 (1,5)	2 (0,4)	903 (3)
-Pancreas TX Alone (pmp)		1 (0,1)	1 (0,1)	4 (0,05)	14 (0,2)	3 (0,1)	39 (1,2)		541 (1,8)
<b>SMALL BOWEL</b>									
TX - included all the combinations - (pmp)		1 (0,1)		1 (0,01)	11 (0,9)		1 (0,03)		178 (0,6)
Paediatric <15 years					11				178 (0,6)
-Liver + Small Bowel (pmp)					7 (0,1)				
-S. B. TX Alone (pmp)		1 (0,1)		1 (0,01)	2 (0,03)				
<b>MULTIVISCERAL (pmp)</b>	1 (0,1)				2 (0,03)		1 (0,03)		



COUNTRIES	ARGENTINA	BOLIVIA	BRASIL	CHILE	COLOMBIA	CUBA	DOMINICANA R.	ECUADOR
Population (million inhabitants)	12	104	3.2	5.5	27.9	3.9	3.2	26
<b>DONATION</b>								
Cadaveric D. - included NHBHD - (Rate - pmp -) NHB Donors (pmp) % Multiorgan donors	407 (10.5) 54.8		1688 (8)	129 (8.3)	273 (6.2) 50	126 (11.2)	7 (1)	15 (1.2)
<b>TRANSPLANTATION</b>								
<b>KIDNEY</b>								
TX - included all the combinations - (pmp)	823 (21.3)		3716 (17.6)	233 (15)	494 (11.2)	138 (12.3)	54 (6.7)	69 (5.6)
% (Living TX/ Total TX)	26.2		40.6		32.8	16.7	100	65.2
Paediatric <15 years	57				37			
Cadaveric TX (pmp)	607 (15.7)		1878 (8.9)	231 (14.9)	356 (8.1)	115 (10.2)		24 (2)
-Single TX (pmp)	601 (15.6)					115 (10.2)		
-Double TX (pmp)	6 (0.2)							
Living TX (pmp)	216 (5.6)		1510 (7.2)		162 (3.7)	23 (1.8)	54 (6.7)	45 (3.7)
NHB Kidney TX (pmp)								
<b>LIVER</b>								
TX - included all the combinations - (pmp)	251 (6.5)		872 (4.1)	62 (4)	115 (2.6)	20 (1.7)		
Paediatric <15 years	71				10	2		
-Split Liver TX (pmp)	16 (0.4)							
-Domino Liver TX (pmp)								
Living Liver TX (pmp)	43 (1.1)				12 (0.3)			
NHB Liver TX (pmp)								
<b>HEART</b>								
TX-Included Heart-lung transplant - (pmp)	87 (2.2)		236 (1.1)	17 (1.1)	37 (0.8)	2 (0.2)		
Paediatric <15 years	5							
<b>HEART-LUNG</b>								
Transplants (pmp)	3 (0.1)							
Paediatric <15 years								
<b>LUNG</b>								
TX - included all the combinations - (pmp)	20 (0.6)		46 (0.2)	6 (0.4)	6 (0.1)	2 (0.2)		
Paediatric <15 years						2 (0.2)		
-Single (pmp)	14 (0.4)							
-Double - included Heart/ Lung TX - (pmp)	6 (0.2)							
NHB - double + single - Lung TX (pmp)								
<b>PANCREAS</b>								
TX - included all the combinations - (pmp)	6 (0.2)		328 (1.6)	2 (0.1)	6 (0.1)			
Paediatric <15 years								
-Kidney - Pancreas TX (pmp)	6 (0.2)		328 (1.6)	2 (0.1)	6 (0.1)			
-Pancreas TX Alone (pmp)								
<b>SMALL BOWEL</b>								
TX - included all the combinations - (pmp)								
Paediatric <15 years								2
-Liver + Small Bowel (pmp)								
-S. B. TX Alone (pmp)								2
<b>MULTIVISCERAL (pmp)</b>	9 (0.2)							



COUNTRIES	EL SALVADOR	GUATEMALA	MEXICO	PARAGUAY	PERÚ	URUGUAY	VENEZUELA
Population (million inhabitants)	6	12	106,1	10	27,1	3,2	26,2
<b>DONATION</b>							
Cadaveric D. - included NHBD - (Rate - pmp -)	3 (0,5)	73 (6,1)	141 (1,3)	2 (0,2)	22 (0,8)	64 (20)	49 (1,8)
NHB Donors (pmp)						29,7	3
% Multiorgan donors							
<b>TRANSPLANTATION</b>							
<b>KIDNEY</b>							
TX - included all the combinations - (pmp)	39 (6,5)	63 (5,2)	773 (7,3)	3 (0,3)	52 (2)	119 (37,2)	231 (8,8)
% (Living TX/ Total TX)	100	100	63,9	33,3	11,5	2,5	61,5
Paediatric <15 years						7	23
Cadaveric TX (pmp)			276 (2,6)	2 (0,2)	46 (1,7)	116 (36,2)	89 (3,4)
-Single TX (pmp)							89 (3,4)
-Double TX (pmp)							
Living TX (pmp)	39 (6,5)	63 (5,2)	494 (4,7)	1 (0,1)	6 (0,2)	3 (0,9)	142 (2,4)
NHB kidney TX (pmp)							
<b>LIVER</b>							
TX - included all the combinations - (pmp)			57 (0,5)		3 (0,1)	1 (0,3)	5 (0,2)
Paediatric <15 years							3
-Split Liver TX (pmp)							2 (0,1)
-Domino Liver TX (pmp)							
Living Liver TX (pmp)							3 (0,1)
NHB Liver TX (pmp)							
<b>HEART</b>							
TX-Included Heart-lung transplant - (pmp)			14 (0,1)		1 (0,03)	7 (2,2)	
Paediatric <15 years						1	
<b>HEART-LUNG</b>							
Transplants (pmp)							
Paediatric <15 years							
<b>LUNG</b>							
TX - included all the combinations - (pmp)							
Paediatric <15 years							
-Single (pmp)							
-Double - included Heart/ Lung TX - (pmp)							
NHB - double + single - Lung TX (pmp)							
<b>PANCREAS</b>							
TX - included all the combinations - (pmp)			3 (0,02)			2 (0,6)	
Paediatric <15 years							
-Kidney - Pancreas TX (pmp)			3 (0,02)			2 (0,6)	
-Pancreas TX Alone (pmp)							
<b>SMALL BOWEL</b>							
TX - included all the combinations - (pmp)							
Paediatric <15 years							
-Liver + Small Bowel (pmp)							
-S. B. TX Alone (pmp)							



COUNTRIES	AUSTRIA	BELGIUM	BULGARIA	CROATIA	CZECH. R.	DENMARK	ESTONIA	FINLAND
Population	8,2	10,4	7,5	4,4	10,2	5,4	1,3	5,2

**WAITING LIST**

**N°TX CENTRES:**

Patients admitted to the WL during 2005  
 Patients awaiting for a TX by 2005, 31<sup>st</sup> Dec  
 Patients dead while on the WL during 2005  
 ESRD on dialysis treatment during 2005

**LIVER**

**N°TX CENTRES:**

Patients admitted to the WL during 2005  
 Patients awaiting for a TX by 2005, 31<sup>st</sup> Dec  
 Patients dead while on the WL during 2005

**HEART**

**N°TX CENTRES:**

Patients admitted to the WL during 2005  
 Patients awaiting for a TX by 2005, 31<sup>st</sup> Dec  
 Patients dead while on the WL during 2005

**HEART-LUNG**

**N°TX CENTRES:**

Patients admitted to the WL during 2005  
 Patients awaiting for a TX by 2005, 31<sup>st</sup> Dec  
 Patients dead while on the WL during 2005

**LUNG**

**N°TX CENTRES:**

Patients admitted to the WL during 2005  
 Patients awaiting for a TX by 2005, 31<sup>st</sup> Dec  
 Patients dead while on the WL during 2005

**PANCREAS**

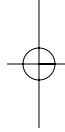
**N°TX CENTRES:**

Patients admitted to the WL during 2005  
 Patients awaiting for a TX by 2005, 31<sup>st</sup> Dec  
 Patients dead while on the WL during 2005

**SMALL BOWEL**

**N°TX CENTRES:**

Patients admitted to the WL during 2005  
 Patients awaiting for a TX by 2005, 31<sup>st</sup> Dec  
 Patients dead while on the WL during 2005







**COUNTRIES**  
Population

**WAITING LIST**

	LATVIA	LUXEMBURG	NORWAY	POLAND	ROMANIA	SLOVAK R.	SLOVENIA	SPAIN
	2,3	0,5	4,6	38,2	21	5,3	2	44,1
<b>KIDNEY</b>								
<b>N°TX CENTRES:</b>	1	8	1	18	5	245	51	42
Patients admitted to the WL during 2005	68	193	174	1183	338	741	81	4152
Patients awaiting for a TX by 2005, 31 <sup>st</sup> Dec	354	11	11	1105	1512	77		
Patients dead while on the WL during 2005	11			28	78			
ESRD on dialysis treatment during 2005				13000	5825			21385
<b>LIVER</b>								
<b>N°TX CENTRES:</b>	1	6	1	6	1	1	23	23
Patients admitted to the WL during 2005	54	251	75	1151	10	10	1151	
Patients awaiting for a TX by 2005, 31 <sup>st</sup> Dec	7	98	242	605	8	8	605	
Patients dead while on the WL during 2005	6	29	28	177	4	3	177	
<b>HEART</b>								
<b>N°TX CENTRES:</b>	1	4	2	4	2	1	18	18
Patients admitted to the WL during 2005	39	202	37	314	20	20	314	
Patients awaiting for a TX by 2005, 31 <sup>st</sup> Dec	10	164	76	85	5	5	85	
Patients dead while on the WL during 2005	5	30	4	29	2	2	29	
<b>HEART-LUNG</b>								
<b>N°TX CENTRES:</b>	2	28	27	1				
Patients admitted to the WL during 2005	28	27	1					
Patients awaiting for a TX by 2005, 31 <sup>st</sup> Dec								
Patients dead while on the WL during 2005								
<b>LUNG</b>								
<b>N°TX CENTRES:</b>	1	2	3	7	10	212	130	30
Patients admitted to the WL during 2005	33	6	6	130	1	17		
Patients awaiting for a TX by 2005, 31 <sup>st</sup> Dec	50	1	1					
Patients dead while on the WL during 2005	8	1	1					
<b>PANCREAS</b>								
<b>N°TX CENTRES:</b>	1	5	3	10	125	87	2	
Patients admitted to the WL during 2005	10	30	4	80				
Patients awaiting for a TX by 2005, 31 <sup>st</sup> Dec	10	19	3					
Patients dead while on the WL during 2005	3							
<b>SMALL BOWEL</b>								
<b>N°TX CENTRES:</b>	2	15	6					
Patients admitted to the WL during 2005	15	6						
Patients awaiting for a TX by 2005, 31 <sup>st</sup> Dec								
Patients dead while on the WL during 2005								





**COUNTRIES**  
Population

SWEDEN	SWITZERLAND	T. NETHERLANDS	TURKEY	U.K.	AUSTRALIA	CANADA	N. ZEALAND	USA
9	7,4	16,4	67,3	59	20,3	32,3	4,1	298,2

**WAITING LIST**

**KIDNEY**

N°TX CENTRES:	SWEDEN	SWITZERLAND	T. NETHERLANDS	TURKEY	U.K.	AUSTRALIA	CANADA	N. ZEALAND	USA
Patients admitted to the WL during 2005	4	6	732	28	27	21	21	3	250
Patients awaiting for a TX by 2005, 31 <sup>st</sup> Dec	398	347	1088	11676	2843	1407	2759	339	29175
Patients dead while on the WL during 2005	503	533	87	34294	7126	66	66		66757
ESRD on dialysis treatment during 2005	19	12			293				23786

**LIVER**

N°TX CENTRES:	SWEDEN	SWITZERLAND	T. NETHERLANDS	TURKEY	U.K.	AUSTRALIA	CANADA	N. ZEALAND	USA
Patients admitted to the WL during 2005	3	3	145	18	8	8	9	1	117
Patients awaiting for a TX by 2005, 31 <sup>st</sup> Dec	161	116	163	930	879	125	713	17	10435
Patients dead while on the WL during 2005	36	89	16		364		141		17273
	6	21			93				9776

**HEART**

N°TX CENTRES:	SWEDEN	SWITZERLAND	T. NETHERLANDS	TURKEY	U.K.	AUSTRALIA	CANADA	N. ZEALAND	USA
Patients admitted to the WL during 2005	3	4	61	12	7	4	12	1	131
Patients awaiting for a TX by 2005, 31 <sup>st</sup> Dec	36	43	54	205	216	52	110	6	2833
Patients dead while on the WL during 2005	23	23	12		102		29		3129
	4	2			24				3085

**HEART-LUNG**

N°TX CENTRES:	SWEDEN	SWITZERLAND	T. NETHERLANDS	TURKEY	U.K.	AUSTRALIA	CANADA	N. ZEALAND	USA
Patients admitted to the WL during 2005		2				2			
Patients awaiting for a TX by 2005, 31 <sup>st</sup> Dec		1			28				
Patients dead while on the WL during 2005		1			42				
					9				

**LUNG**

N°TX CENTRES:	SWEDEN	SWITZERLAND	T. NETHERLANDS	TURKEY	U.K.	AUSTRALIA	CANADA	N. ZEALAND	USA
Patients admitted to the WL during 2005	2	2	98		5	2	5	1	67
Patients awaiting for a TX by 2005, 31 <sup>st</sup> Dec	37	37	113		242	32	225	9	1531
Patients dead while on the WL during 2005	24	17	17		263		41		3021
	6	2			65				2195

**PANCREAS**

N°TX CENTRES:	SWEDEN	SWITZERLAND	T. NETHERLANDS	TURKEY	U.K.	AUSTRALIA	CANADA	N. ZEALAND	USA
Patients admitted to the WL during 2005	3	2	33		9		7	1	141
Patients awaiting for a TX by 2005, 31 <sup>st</sup> Dec	14	16	40	55	32		209	7	2737
Patients dead while on the WL during 2005		1	2		84		4		4239
					1				2550

**SMALL BOWEL**

N°TX CENTRES:	SWEDEN	SWITZERLAND	T. NETHERLANDS	TURKEY	U.K.	AUSTRALIA	CANADA	N. ZEALAND	USA
Patients admitted to the WL during 2005	1	1			3		3		18
Patients awaiting for a TX by 2005, 31 <sup>st</sup> Dec		1			20		7		271
Patients dead while on the WL during 2005		0			4		2		222
					4				63



**COUNTRIES**  
Population

**WAITING LIST**

	ARGENTINA 38,6	BOLIVIA	COLOMBIA 44	CUBA 11,2	GUATEMALA 12	URUGUAY 3,2	VENEZUELA 26,6
<b>KIDNEY</b>							
<b>N° TX CENTRES:</b>	55			9		4	14
Patients admitted to the WL during 2005	996			280		87	500
Patients awaiting for a TX by 2005, 31 <sup>st</sup> Dec	4657		354	142		506	414
Patients dead while on the WL during 2005	250						19
ESRD on dialysis treatment during 2005	26951	777			1900	2857	8834

**LIVER**

<b>N° TX CENTRES:</b>	15			2		1	1
Patients admitted to the WL during 2005	301			28			15
Patients awaiting for a TX by 2005, 31 <sup>st</sup> Dec	301		57	8			10
Patients dead while on the WL during 2005	71						2

**HEART**

<b>N° TX CENTRES:</b>	26			1		3	
Patients admitted to the WL during 2005	100			2		11	
Patients awaiting for a TX by 2005, 31 <sup>st</sup> Dec	125		18			15	
Patients dead while on the WL during 2005	35						

**HEART-LUNG**

<b>N° TX CENTRES:</b>							
Patients admitted to the WL during 2005							
Patients awaiting for a TX by 2005, 31 <sup>st</sup> Dec							
Patients dead while on the WL during 2005							

**LUNG**

<b>N° TX CENTRES:</b>	7			1			
Patients admitted to the WL during 2005	45			2			
Patients awaiting for a TX by 2005, 31 <sup>st</sup> Dec	66		4				
Patients dead while on the WL during 2005	17						

**PANCREAS**

<b>N° TX CENTRES:</b>	5			1		1	
Patients admitted to the WL during 2005	6					7	
Patients awaiting for a TX by 2005, 31 <sup>st</sup> Dec	18					14	
Patients dead while on the WL during 2005							

**SMALL BOWEL**

<b>N° TX CENTRES:</b>	2						1
Patients admitted to the WL during 2005	1						
Patients awaiting for a TX by 2005, 31 <sup>st</sup> Dec	1						
Patients dead while on the WL during 2005							

**COUNTRIES**  
Population  
(million inhabitants)

Number of patients  
Number of patients

**COUNTRIES**  
Population  
(million inhabitants)

Number of patients  
Number of patients

**COUNTRIES**  
Population  
(million inhabitants)

Number of patients  
Number of patients




### FAMILY REFUSALS

COUNTRIES	BULGARIA	CROATIA	ESTONIA	FRANCE	GREECE	HUNGARY	ICELAND	ISRAEL
Number of interviews, asking for consent to donation	9	71	48		227	283	122	160
Number of family refusals (%)	3	19	10	849	105	22 (8,6)	31 (25)	92
COUNTRIES	ITALY	LATVIA	NORWAY	POLAND	ROMANIA	SLOVAK R.	SPAIN	TURKEY
Number of interviews, asking for consent to donation	1958	31	120	669	14	123	1998	224
Number of family refusals (%)	575	6	40	61	3	21	335	55
COUNTRIES	ARGENTINA	COLOMBIA	CUBA	PERU	URUGUAY	VENEZUELA		
Number of interviews, asking for consent to donation	988		149		91	90		
Number of family refusals (%)	492	(33)	23	(80)	20	38		



**COUNCIL  
OF EUROPE**

**CONSEIL  
DE L'EUROPE**



COUNCIL      CONSEIL  
OF EUROPE    DE L'EUROPE

**International data on tissue and  
hematopoietic stem cell  
transplant activity.  
Year 2005**







COUNTRIES	ESTONIA	GREECE	HUNGARY	ISRAEL	ITALY	LATVIA	POLAND	PORTUGAL
Population (million inhabitants)	1,3	11	10	7	56,9	2,3	38,2	10
<b>TISSUE ACTIVITY INDICATORS</b>								
<b>Skin</b>								
N° Cadaveric donors (pmp)		4 (0,4)		94 (13,4)	300 (5,3)		175 (4,6)	
N° living donors (pmp)								
N° grafted patients (pmp)					1270 (22,3)		140 (3,7)	
N° Bank Processed Pieces (pmp)					605600		23455 (613,5)	
Percentage of Discarded Pieces							50	
<b>Cell Cultures</b>								
N° Cadaveric donors (pmp)							39 (1,0)	
N° Living Donors (pmp)		3 (0,3)						
N° Grafted Patients (pmp)		3 (0,3)					2 (0,05)	
N° bank Processed Pieces (pmp)							39 (1)	
Percentage of Discarded Pieces							50	
Types of Tissues Distributed: Chondrocytes								
Types of Tissues Distributed: Keratinocytes								
Types of Tissues Distributed: Other								100



COUNTRIES	ROMANIA	SPAIN	SWEDEN	TURKEY	U.K.	CUBA	VENEZUELA
Population (million inhabitants)	21	44,1	9	67,3	59	11,2	26,2

### TISSUE ACTIVITY INDICATORS

#### Muscle Skeletal Tissue

N° Cadaveric donors (pmp)	3 (0,14)	665 (15,1)	18 (2)			130 (11,6)	
N° Living donors (pmp)	14 (0,7)	2502 (56,8)				120 (10,7)	
N° Grafted Patients (pmp)	25 (1,2)	5984 (136)				130 (11,6)	
N° Bank Processed Pieces (pmp)		9264 (210,5)	70 (7,8)			600 (100)	
Percentage of Discarded Pieces		13				2	
Types of Tissues Distributed: Bone % (frozen/ freeze-dry/ demineralized)	25	91	/ 100/				
Types of Tissues Distributed: Tendons %	3	9					

#### Corneas

N° Cadaveric donors (pmp)	6 (0,3)	2950 (67)	319 (35,4)	1037 (15,4)	1869 (31,7)	189 (16,8)	6 (0,2)
N° Grafted Patients (pmp)	52 (2,5)	2758 (62,7)		1889 (28)	2443 (41,4)	196 (17,5)	11 (0,4)
N° Bank Processed Pieces (pmp)		5759 (130)	635 (70,6)	1984 (29,4)	3651 (61,9)	369 (100)	
Percentage of Discarded Pieces		49				44	

#### Vascular Tissue

N° Cadaveric donors (pmp)		226 (5,1)					2 (0,07)
N° Living donors (pmp)							
N° Grafted Patients (pmp)		183 (4,1)					2 (0,07)
N° Bank Processed Pieces (pmp)		115 (2,6)					
Percentage of Discarded Pieces		20					
Types of Tissues Distributed: Artery		96					
Types of Tissues Distributed: Vein		4					

#### Valves

N° Cadaveric Donors (pmp)		244 (5,5)	131 (14,6)	19 (0,3)			
N° Grafted Patients (pmp)		125 (2,8)		19 (0,3)			
N° Bank Processed Pieces (pmp)		305 (6,9)	249 (27,7)				
Percentage of Discarded Pieces		29					
Types of Tissues Distributed: Aortic		36					
Types of Tissues Distributed: Pulmonary		63					
Types of Tissues Distributed: Tricuspid		1					
Types of Tissues Distributed: Mitral							
Types of Tissues Distributed: Other							



COUNTRIES	ROMANIA	SPAIN	SWEDEN	TURKEY	U.K.	CUBA	VENEZUELA
Population (million inhabitants)	21	44,1	9	67,3	59	11,2	26,2
<b>TISSUE ACTIVITY INDICATORS</b>							
<b>Skin</b>							
N° Cadaveric donors (pmp)	6 (0,3)	72 (1,6)	25 (2,8)				
N° living donors (pmp)	23 (1,1)						
N° grafted patients (pmp)	32 (1,5)	57 (1,3)					
N° Bank Processed Pieces (pmp)		215173 (4890)	33259 (3695)				
Percentage of Discarded Pieces		16					
<b>Cell Cultures</b>							
N° Cadaveric donors (pmp)							
N° Living Donors (pmp)		94 (2,1)					
N° Grafted Patients (pmp)		94 (2,1)					
N° bank Processed Pieces (pmp)							
Percentage of Discarded Pieces							
Types of Tissues Distributed: Chondrocytes		75					
Types of Tissues Distributed: Keratinocytes							
Types of Tissues Distributed: Other		25					



**COUNTRIES**  
Population (million inhabitants)

CROATIA 4,4 ESTONIA 1,3 GREECE 11 HUNGARY 10 ITALY 56,9 POLAND 38,23 PORTUGAL 10

#### HEMATOPOIETIC STEM CELL TRANSPLANTS

Autologous 80 18 112 227 2740 499 198  
 Allogeneic related 17 3 82 37 789 177 73  
 Allogeneic unrelated 4 1 26 23 427 157 34  
 Total 101 22 220 287 3956 833 305

**COUNTRIES**

Population (million inhabitants)

ROMANIA 21 SPAIN 44,1 SWEDEN 9 TURKEY 67,3 CUBA 11,2 VENEZUELA 26,6

#### HEMATOPOIETIC STEM CELL TRANSPLANTS

Autologous 28 1353 279 10 35  
 Allogeneic related 5 409 220 2 17  
 Allogeneic unrelated 149 118  
 Total 33 1911 338 566 12 52



**COUNCIL  
OF EUROPE**

**CONSEIL  
DE L'EUROPE**



## MEMBERS OF THE TRANSPLANT COMMITTEE OF THE COUNCIL OF EUROPE

### **AUSTRIA**

Ferdinand Mühlbacher

### **BELGIUM**

Ludo Muylle

Jean-Paul Squifflet

### **BOSNIA AND HERZEGOVINA**

Marina Bera

### **BULGARIA**

Yanko Nachkov

### **CROATIA**

Mirela Busic

### **CYPRUS**

George Kyriakides

### **CZECH REPUBLIC**

Premysl Fryda

Sylva Dusilova-Sulkova

### **DENMARK**

Jorn Carlsen

### **ESTONIA**

Peeter Dmitriev

### **EUROTRANSPLANT**

Germany, The Netherlands, Austria,

Belgium, Slovenia, Luxemburg

Guido Persijn

Bernard Cohen

### **FINLAND**

Kaija Salmela

### **FRANCE**

Bernard Loty

### **GEORGIA**

Gia Tomadze

### **GERMANY**

Günter Kirste

### **GREECE**

Ioannis Boletis

### **HUNGARY**

Jozsef Borsi

Ferenc Perner

### **IRELAND**

David P Hickey

### **ISRAEL**

Tamar Ashkenazi

Alain Berrebi

### **ITALY**

Alessandro Nanni Costa

Giuseppe Piccolo

### **LATVIA**

Rafail Rozental

### **LITHUANIA**

Julija Shirokova

### **MALTA**

Peter Cauchi

### **NORWAY**

Per Pfeffer

### **POLAND**

Janusz Walaszewski

### **POTUGAL**

Manuel M. Abecasis

Luisa Taveira

### **RUSSIAN FEDERATION**

Nikolay V. TarabarKo

### **ROMANIA**

Irinel Popescu

### **SCANDIATRANSPLANTSLOVENIA**

Denmark, Sweden, Norway, Finland, Iceland

Per Pfeffer

Arnt Jakobsen

### **SERBIA AND MONTENEGRO**

Sinisa Gradinac

### **SLOVAK REPUBLIC**

Ludovit Laca

### **SLOVENIA**

Danica Avsec- Letonja

### **SPAIN**

Rafael Matesanz

### **SWEDEN**

Hakan Gabel

### **SWITZERLAND**

Philippe Morel

### **TURKEY**

Bekir Keskinilic

### **THE NETHERLANDS**

Bernadette Haase-Kromwijk

### **UNITED KINGDOM**

Chris Rudge

Stephen Powis

### **COUNCIL OF EUROPE**

(Secretariat)

Alina Tatarenko

Sophie-Marie Le Guilloux

Jacqueline Lostao

### **EUROPEAN COMMISSION**

Eduardo Fernandez-Zincke

### **WHO**

Luc Noël

# 2<sup>nd</sup> World Day for Organ Donation and Transplantation

Buenos Aires, Argentina - 26 October 2006  
An event co-sponsored by the World Health Organization



ORGAN DONATION  
A GIFT FOR LIFE

## PROGRAM

### ■ Opening Ceremony

-National Authorities, Sanitary Authorities, World Health Organization (WHO),  
Pan American Health Organization (PAHO), Fairtransplant Foundation, Scientific Societies  
-VI Argentine and III Latin American Transplant Games: Parade of Delegations

### ■ Round Table 1

Current Situation on Donation and Transplantation in Latin America -by the Transplantation  
Society for Latin America and the Caribbean (SLATC)-

### ■ Round Table 2

Transplant, Community and Social Participation (Testimonials of Patients and Organizations)

### ■ Round Table 3

Donation and Transplantation in the Education System (Education and Health Authority Officials)

### ■ Round Table 4

Access and Regulation for Organ Transplantation in the Countries of the Pan American Health  
Organization (PAHO Representatives)

### ■ Round Table 5

Transplantation: a Global Perspective (Representatives of WHO regions, PAHO, Council of Europe,  
Ibero-American Council, Fairtransplant Foundation)

### ■ Closing Ceremony

Passage of the Baton to Kuwait, host of the 3<sup>rd</sup> World Day for Organ Donation and Transplantation.

## 2<sup>nd</sup> World Day for Organ Donation and Transplantation Secretariat Office

Ramsay 2250, C1428BAJ, Ciudad Autónoma de Buenos Aires - República Argentina  
(54 11) 4781 0099 - [diamundial@incucai.gov.ar](mailto:diamundial@incucai.gov.ar) - [www.incucai.gov.ar/diamundial/Default.html](http://www.incucai.gov.ar/diamundial/Default.html)



ORGAN DONATION  
A GIFT FOR LIFE

**2<sup>nd</sup> World Day  
for Organ Donation and  
Transplantation**

Buenos Aires, Argentina 26 October 2006

**Information and Registration**

Ramsay 2250 - C1428BAJ - Buenos Aires, Argentina  
diamondiol@incocoi.gov.ar  
[www.incocoi.gov.ar/diamondiol/Default.html](http://www.incocoi.gov.ar/diamondiol/Default.html)  
Phone/Fax: (54 11) 4781 0099