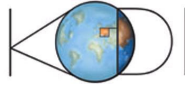


SOCIAL INSTITUTIONS SUPPORT PROGRAMM

REPORT
On the PRESENT STATE and FUTURE
of SOCIAL SECURITY
in Kosovo

Kushtrim Shaipi, KODI Institute, LPO

Prishtina, August 01, 2005.



ANNEX 6

STATISTICAL DATA

In Kosovo there hasn't been a reliable census of population since 1981 and all the statistical data presented below are gathered through specific area studies of different local and international organizations. Only a portion of this data is provided by the Kosovo Provisional Institutions official channels. All statistical data are to the best of knowledge up to this date (November 2005). Sources: Statistical Office of Kosovo (Enti Statistikor i Kosovës) and local and international organisations.

All financial data are expressed in Euros (the official currency in Kosovo).

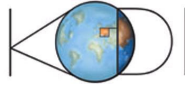
1. Population, work and social insurance

- ⇒ total population of Kosovo: n/a
- ⇒ total population legally residing in Kosovo (estimated in 2002): 1.9 Million
- ⇒ total population of Kosovo residing outside Kosovo (estimated in 2002): 500,000 (majority in Western Europe and the United States of America).
- ⇒ number of persons with the citizenship of a presently existing foreign state legally staying in Kosovo: n/a
- ⇒ number of persons with the citizenship of a state not existing anymore, legally staying in Kosovo: n/a
- ⇒ number of persons without the citizenship of any state (stateless persons): n/a
- ⇒ number of recognized political refugees legally staying in Kosovo: (if applicable make a distinction between refugees who are in the application procedure and those who already acquired the status of political refugee)
- ⇒ number of other categories of people not illegally staying in Kosovo:
- ⇒ estimated number of persons staying in the country without legal entitlement to be there; specify how many belong to a category of persons when identified, would be expelled from the territory and how many are simply tolerated in the country:

All these categories of people are distributed in the following age groups:

0-14 years.....	33%
15-64 years.....	61%
65 and older.....	6%

At present there are no accurate data on the economic activity of the habitual residents of Kosovo because there was no recent census or research with that aim. The census of population has already started and within a year data regarding these issues will be available. The following are a set of tables that show the statistics regarding numbers of people and the amounts provided for some risks.



REPORT on the PRESENT STATE and FUTURE of SOCIAL SECURITY in Kosovo

PENSIONERS REGISTERED AND TOTAL PAYMENT FOR 2004

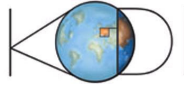
Months	Registered number of pensioners		Total	Total payment in Euro
	F	M		
January	58 678	50 064	108 742	3 876 648 00€
February	59 196	50 470	109 666	5 005 485 00€
March	59 632	50 807	110 439	4 510 460 00€
April	59 873	50 989	110 862	4 488 267 00€
May	60 290	51 398	111 688	4 524 089 00€
June	60 745	51 897	112 642	4 588 038 00€
July	61 141	52 295	113 436	4 584 398 00€
August	61 497	52 666	114 163	4 609 600 00€
September	61 855	53 047	114 902	4 642 520 00€
October	62 170	53 330	115 500	4 659 678 00€
November	62 535	53 608	116 143	4 690 296 00€
December	62 920	54 012	116 932	4 733 080 00€

According to the data provided in December 2004, the number of persons registered for pensions was 125.187, whereas the number of pensions paid was 116.932, which means that the number of pensioners in 2004 has been increased by 12.255 persons or 9.8% comparing to figures provided in December 2003.

FAMILIES AND FAMILY MEMBERS RECEIVING SOCIAL ASSISTANCE BY MONTHS IN 2003 AND 2004

Months	Number of families		Number of family members	
	Years		Years	
	2003	2004	2003	2004
January	50 723	51 335	186 153	196 327
February	51 107	49 425	189 629	191 993
March	50 844	48 190	190 141	188 919
April	51 025	47 301	191 559	187 285
May	50 720	46 269	191 609	185 807
June	50 943	45 789	192 807	184 359
July	49 940	44 527	188 968	181 628
August	50 221	44 694	190 503	181 993
September	49 733	45 057	190 465	183 594
October	50 301	45 078	190 731	184 508
November	51 342	44 727	195 034	183 430
December	51 791	44 911	197 191	184 974

Comparing to 2003 the number of families receiving social assistance in 2004 is decreased by 6.880 or 13.2% and the number of family members by 12.217 members or 6.2 %.

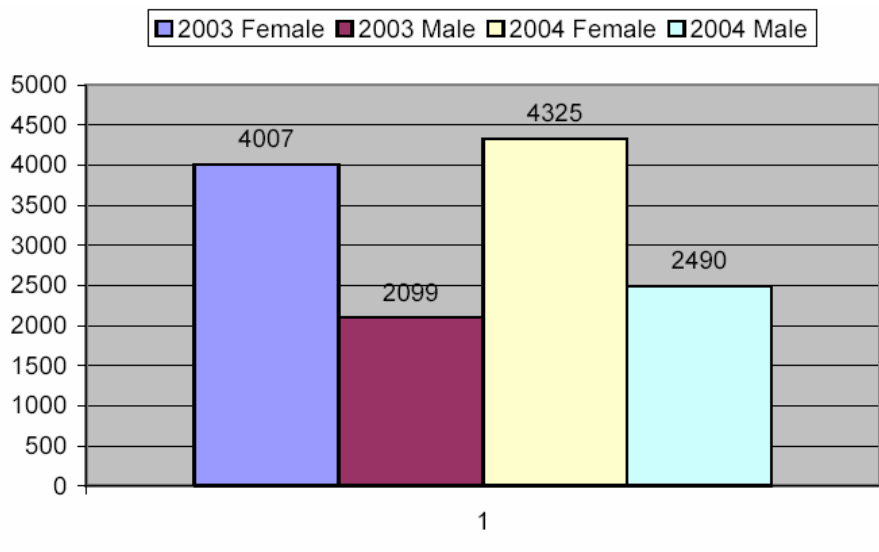


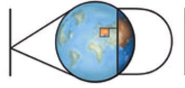
REPORT on the PRESENT STATE and FUTURE of SOCIAL SECURITY in Kosovo

WAR INVALIDS BY GENDER ASPECT AND TOTAL PAYMENT IN 2004

Months	Number of persons registered		Total	Total payment
	M	F		
January	2 156	4 042	6 198	375 558 00€
February	2 205	4 090	6 295	364 383 50€
March	2 253	4 130	6 383	375 985 25€
April	2 294	4 149	6 443	370 348 25€
May	2 326	4 176	6 502	377 272 25€
June	2 372	4 198	6 570	380 534 75€
July	2 383	4 219	6 602	376 355 25€
August	2 403	4 235	6 638	379 626 25€
September	2 412	4 241	6 653	380 250 25€
October	2 439	4 270	6 709	387 742 25€
November	2 468	4 301	6 769	397 688 25€
December	2 490	4 325	6 815	387 073 75€

WAR INVALIDS BY GENDER ASPECT – DIFFERENCES BETWEEN 2003 / 2004





REPORT on the PRESENT STATE and FUTURE of SOCIAL SECURITY in Kosovo

4. Administrative facts

Institutions involved in the administration and supervision of social security (collection of funds and provision of benefits)

Kosovo Pension Savings Trust
Trusti i Kursimeve Pensionale të Kosovës,
Arieta Koshtunova, Managing Director
Zenel Salihu, 25 Prishtinë,
10 000, Kosovë, UNMIK.
Tel: (+381 38) 244 368; 337 ext. 119; e-mail: arieta.koshtunova@kpst.org

Banking and Payments Authority of Kosovo, Department of Pension Supervision
Banka e Pagesave e Kosovës, Departamenti i Mbikëqyrjes së Pensioneve
Skender Bunjaku, Manager of Pension Supervision
Prishtinë, 10 000, Kosovë, UNMIK.
Tel: (+381 38) 222 055 ext. 327; e-mail: pensions@pensions.bpk-kos.org

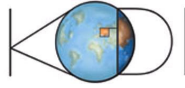
Ministry of Health of Government of Kosovo,
Ministria e Shëndetësisë e Qeverisë së Kosovës,
Pleurat Sh. Sejdiu, Permanent Secretary
Prishtinë, 10 000, Kosovë, UNMIK.
Tel: (+381 38) 212 113; e-mail: pleurat.sejdiu@ks-gov.net

Ministry of Labor and Social Welfare (MLSW)
Ministria e Punës dhe Mirëqenies Sociale-MPMS
Ndërtesa e re e Fakultetit Ekonomik
Mr. Fazliu, Permanent Secretary
Prishtinë, 10 000, Kosovë, UNMIK.
Tel: 038/212 935; e-mail: agron.bacaj@ks-gov.net

Pillar II Civil Administration (UNMIK)
UNMIK Headquarters Prishtinë,
10 000, Kosovë, UNMIK
Francesco Bastagli, Deputy Special Representative,
Tel. (+381 38) 504 604;

Trade unions and employer unions:

Kosovo Chamber of Commerce
Oda Ekonomike e Kosovës
Nëna Terezë 20, Prishtinë,
10 000, Kosovë, UNMIK.
Mustafë Ibrahimimi, Vice-President
Tel. (+381 38) 224 741; e-mail: oek@ipko.net



REPORT on the PRESENT STATE and FUTURE of SOCIAL SECURITY in Kosovo

Union of Trade Unions of Kosovo
Bashkimi i Sindikatave të Pavarura të Kosovës
Nëna Terezë 35, Prishtinë,
10 000, Kosovë, UNMIK
Bahri Shabani, President
Tel. (+381 38) 529 038

Bar Association of Kosovo
Oda e Avokatëve të Kosovës
Qamil Hoxha 10/3, Prishtinë,
10 000, Kosovë, UNMIK.
Tel: (+381 38) 244 586; e-mail: info@odaeavokateve.org

Institutions and Organisations dealing with data and statistics in the Social Security

Statistical Office of Kosovo,
Enti Statistikor i Kosovës,
Zenel Salihu 4, Prishtinë,
10 000, Kosovë, UNMIK.
Director's office tel. (+381 38) 235 545 ext. 6572; e-mail: esk@ks-gov.net

UNDP Kosovo,
Prishtinë, 10 000, Kosovë, UNMIK.
Christine Roth, UNDP Resident Representative
Tel. 249 066 ext 104; e-mail: christine.roth@undp.org

Riinvest Institute
Instituti Riinvest
Aktash I, Rr.Rexhep Mala 27, Prishtinë,
10 000, Kosovë, UNMIK
Muhamet Mustafa, President,
Tel: (+381 38) 249 320; 249 321; e-mail:riinvest@riinvestinstitute.org

Kosovar Research and Documentation Institute (KODI)
Instituti Kosovar për Hulumtim dhe Dokumentim (KODI)
Bul. i Dëshmorëve, 64/4, Prishtinë,
10 000, Kosovë, UNMIK
Kushtrim Shaipi, Program Director
Tel. (+381 38) 545 818; email: kushtrim.shaipi@kodi-ks.org